

Andrews University

Digital Commons @ Andrews University

Faculty Publications

6-18-2021

Constraints on Cosmic Strings Using Data from the Third Advanced LIGO–Virgo Observing Run

LIGO Scientific Collaboration

Virgo Collaboration

KAGRA Collaboration

Tiffany Z. Summerscales
Andrews University, tzs@andrews.edu

Follow this and additional works at: <https://digitalcommons.andrews.edu/pubs>



Part of the [Astrophysics and Astronomy Commons](#)

Recommended Citation

LIGO Scientific Collaboration; Virgo Collaboration; KAGRA Collaboration; and Summerscales, Tiffany Z., "Constraints on Cosmic Strings Using Data from the Third Advanced LIGO–Virgo Observing Run" (2021). *Faculty Publications*. 4267.

<https://digitalcommons.andrews.edu/pubs/4267>

This Article is brought to you for free and open access by Digital Commons @ Andrews University. It has been accepted for inclusion in Faculty Publications by an authorized administrator of Digital Commons @ Andrews University. For more information, please contact repository@andrews.edu.

Constraints on cosmic strings using data from the third Advanced LIGO–Virgo observing run

The LIGO Scientific Collaboration, the Virgo Collaboration and the KAGRA Collaboration
(compiled February 1, 2021)

We search for gravitational-wave signals produced by cosmic strings in the Advanced LIGO and Virgo full O3 data set. Search results are presented for gravitational waves produced by cosmic string loop features such as cusps, kinks and, for the first time, kink-kink collisions. A template-based search for short-duration transient signals does not yield a detection. We also use the stochastic gravitational-wave background energy density upper limits derived from the O3 data to constrain the cosmic string tension, $G\mu$, as a function of the number of kinks, or the number of cusps, for two cosmic string loop distribution models. Additionally, we develop and test a third model which interpolates between these two models. Our results improve upon the previous LIGO–Virgo constraints on $G\mu$ by one to two orders of magnitude depending on the model which is tested. In particular, for one loop distribution model, we set the most competitive constraints to date, $G\mu \lesssim 4 \times 10^{-15}$.

PACS numbers: 95.75.-z, 04.30.-w

I. INTRODUCTION

The Advanced LIGO [1] and Advanced Virgo [2] detectors have opened a new channel to observe the Universe through the detection of gravitational waves. In their first three observing runs (O1, O2, and the first half of O3) the LIGO Scientific Collaboration and the Virgo Collaboration have reported the detection of 50 candidate gravitational-wave events from compact binary coalescences [3]. These detections have yielded important information on the population properties of these compact binary sources [4]. In the future, ground-based detectors may discover new sources of gravitational waves [5], some of which could probe the physics of the early Universe. Cosmic strings [6] belong to this category of sources. The third observing run (O3) started on April 1, 2019, and ended on March 27, 2020, and we use the data from the LIGO-Hanford (H1), LIGO-Livingston (L1) and Virgo (V1) interferometers to place constraints on cosmic strings. These constraints are reported in this letter.

Cosmic strings are line-like topological defects - analogues of vortices in different condensed matter systems - which are formed from spontaneous symmetry breaking phase transitions (with the additional condition that the vacuum manifold has non-contractible closed curves [6–9]). In cosmology, such phase transitions may have occurred at grand unification [10], corresponding to an energy scale of about 10^{16} GeV, and more generally at lower energy scales. Thus cosmic strings, through their different observational predictions, offer a tool to probe particle physics beyond the Standard Model at energy scales much above the ones reached by accelerators. In particular, the production of gravitational waves by cosmic strings [11, 12] is one of the most promising observational signatures that can be accessed by ground-based detectors.

At these energy scales, the width of a string is negligible relative to its characteristic size, so that the cos-

mic string is well described by the Nambu-Goto action. Nambu-Goto strings [7] are parameterized by a dimensionless quantity: the string tension $G\mu$ related to the energy scale η at which cosmic strings are formed, $G\mu \sim (\eta/M_{\text{Pl}})^2$, where G stands for Newton’s constant, M_{Pl} is the Planck mass, μ denotes the string linear mass density [13], and we set the speed of light $c = 1$. Within the context of cosmology, a cosmic string network relaxes towards a scaling solution – a self-similar, attractor solution in which typical loop lengths are proportional to cosmic time, namely they scale with the Hubble radius. Super-horizon (infinite) strings reach a scaling solution [14–16] by losing energy through the formation of sub-horizon (loop) strings, which consequently lead to a cascade of smaller loops eventually decaying through emission of gravitational waves [12, 17, 18]. In this paper we focus on the gravitational waves emitted by the network of loops. The length distribution of loops will therefore be crucial in determining the gravitational-wave signatures from cosmic strings. We consider different models for the loop distribution, each of which has been studied in the literature, and whose differences arise from different modeling of the production and cascade of loops from the infinite string network.

Cosmic string loops oscillate periodically in time, emitting gravitational waves with power [11] $P_{\text{gw}} = \Gamma_{\text{d}} G\mu^2$ and decay in a lifetime ℓ/γ_{d} , where Γ_{d} is a numerical factor, ℓ is the invariant loop length and $\gamma_{\text{d}} = \Gamma_{\text{d}} G\mu$ is the gravitational-wave length scale measured in units of time [19]. The high-frequency ($f\ell \gg 1$, where f denotes frequency) gravitational-wave spectrum of an oscillating loop is dominated by bursts emitted by string features called cusps and kinks [20–22]. Cusps [23] are points on the string that briefly travel at the speed of light; they are generic features for smooth loops. Kinks are discontinuities in the tangent vector of the string that propagate at the speed of light. They appear in pairs as the result of collisions between two cosmic strings and are chopped off when a loop forms, hence a loop can contain any integer

number of kinks. Numerical simulations of Nambu-Goto strings have shown that kinks accumulate over the cosmological evolution [14–16], while the number of cusps per loop is yet undetermined.

Cusps are short-lived and produce beamed gravitational waves in the forward direction of the cusp, while kinks propagate around the string, creating gravitational waves with a fan-like emission (like a lighthouse). Additionally, the collision of two kinks is expected to radiate gravitational waves isotropically. In this paper, we report on searches for gravitational waves produced by cusps, kinks and kink-kink collisions, using O3 LIGO–Virgo data. In addition to distinct individual bursts, the incoherent superposition of weaker gravitational-wave bursts from cosmic strings produced over the history of the Universe would create a stochastic gravitational-wave background [22, 24].

The gravitational-wave emission from cosmic string loops is introduced in Sec. II. We consider two simulation-based models [25, 26] (labeled **A** and **B**) for the distribution of cosmic string loops. In addition, we develop a third model (labeled **C**) which interpolates between the other two models. From these, we derive gravitational-wave burst rates and the dimensionless energy density spectra in Sec. II. Individual gravitational-wave bursts are searched in O3 data with a dedicated analysis presented in Sec. III. The incoherent superposition of bursts from cusps, kinks and kink-kink collisions, produces a stationary and nearly Gaussian stochastic background of gravitational waves. We search O3 data for this background and the results, detailed in [27], are summarized in Sec. IV. Both the burst and stochastic background searches yield no detections. Combining their sensitivities, we constrain two cosmic string parameters in Sec. V: the string tension $G\mu$ and the number of kinks per loop.

II. GRAVITATIONAL WAVES FROM COSMIC STRING LOOPS

Gravitational waves are produced by cusps, kinks and kink-kink collisions on cosmic string loops. The waveforms of the strain have been calculated in [20–22]. For a loop of length ℓ at redshift z , they are power-law functions in the frequency domain for the strain [28]:

$$h_i(\ell, z, f) = A_i(\ell, z) f^{-q_i}, \quad (1)$$

where $i = \{c, k, \text{kk}\}$ identifies the cusp, kink, and kink-kink collision cases. The power-law indices are $q_c = 4/3$, $q_k = 5/3$, and $q_{\text{kk}} = 2$ and the signal amplitude A_i is given by [21]

$$A_i(\ell, z) = g_{1,i} \frac{G\mu \ell^{2-q_i}}{(1+z)^{q_i-1} r(z)}, \quad (2)$$

where $r(z)$ is the comoving distance to the loop. In the following we adopt the cosmological model used in [28]; it is encoded in three functions $\varphi_r(z)$, $\varphi_V(z)$, and $\varphi_t(z)$ (see Appendix A of [28]). The proper distance, the proper

volume element and the proper time are given by $r(z) = \varphi_r(z)/H_0$, $dV(z) = \varphi_V(z)/H_0^3 dz$, and $t(z) = \varphi_t(z)/H_0$ respectively, where $H_0 = 67.9 \text{ km s}^{-1} \text{ Mpc}^{-1}$ [29] is the present value of the Hubble constant. The prefactor $g_{1,i}$ takes three different numerical values [30]: $g_{1,c} = 8/\Gamma^2(1/3) \times (2/3)^{2/3} \approx 0.85$, $g_{1,k} = 2\sqrt{2}/\pi/\Gamma(1/3) \times (2/3)^{2/3} \approx 0.29$, and $g_{1,\text{kk}} = 1/\pi^2 \approx 0.10$, where Γ is the Gamma function [31].

Cusps and kinks emit gravitational waves in highly concentrated beams. Cusps are transient and produce a beam along a single direction, while kinks propagate around the loop, beaming over a fan-like range of directions. The beam opening angle is

$$\theta_m = (g_2 f(1+z)\ell)^{-1/3}, \quad (3)$$

where $g_2 = \sqrt{3}/4$ [30] is a numerical factor. To guarantee self-consistency, we require that $\theta_m < 1$, which is equivalent to setting a lower limit on the frequency for a fixed loop length. For kink-kink collisions the gravitational-wave emission is isotropic [32].

The burst rate of type i , per unit loop size and per unit volume, can be decomposed into four factors:

$$\frac{dR_i}{d\ell dV} = \frac{2}{\ell} N_i \times n(\ell, t) \times \Delta_i \times (1+z)^{-1}. \quad (4)$$

The first factor accounts for an average of N_i gravitational-wave burst events of type i produced per loop oscillation time periodicity $\ell/2$. The second factor stands for the number of loops per unit loop size and per unit volume

$$n(\ell, t) = \frac{d^2\mathcal{N}}{d\ell dV}(\ell, t). \quad (5)$$

The third factor, Δ_i , reflects that only a fraction of burst events can be effectively detected due to the beamed emission of gravitational waves with respect to the 4π solid angle. The gravitational-wave emission within a cone for cusps, a fan-like range of directions for kinks and all directions for kink-kink collisions can be conveniently absorbed into a single beaming fraction expression: $\Delta_i = (\theta_m/2)^{3(2-q_i)}$. Finally the last factor shows that the burst emission rate is red-shifted by $(1+z)^{-1}$.

The burst rate at redshift z is then obtained by integrating over all loop sizes,

$$\frac{dR_i}{dz} = \frac{\varphi_V(z)}{H_0^3(1+z)} \int_{\ell_{\min}}^{\ell_{\max}} d\ell \frac{2N_i}{\ell} n(\ell, t) \Delta_i. \quad (6)$$

Introducing the dimensionless loop size parameter $\gamma \equiv \ell/t$, Eq. 6 reads:

$$\begin{aligned} \frac{dR_i}{dz}(z, f) &= \frac{\phi_V(z)}{H_0^3(1+z)} \\ &\times \int_{\gamma_{\min}(z, f)}^{\gamma_{\max}(z)} d\gamma \frac{2N_i}{\gamma} n(\gamma, z) \Delta_i(\gamma, z, f). \end{aligned} \quad (7)$$

The upper bound of the integral, $\gamma_{\max}(z)$, is derived by requiring the loop size to be smaller than the horizon size,

i.e., $\gamma_{\max} = 2$ and 3 for radiation and matter dominated universes, respectively [28]. The lower bound, γ_{\min} , corresponds to the fundamental frequency of a loop, i.e., $2/\ell$, leading to $\gamma_{\min}(z, f) = 2/[f(1+z)\varphi_t(z)/H_0]$.

We consider two analytical models, labeled **A** [25] and **B** [26], to describe the distribution of cosmic string loops, $n(\gamma, z)$, in a scaling regime, within a Friedmann-Lemaître-Robertson-Walker metric. These models were respectively dubbed M=2 and M=3 in [28]. In model **A** the number of long-lived non-self-intersecting loops of invariant length ℓ per unit volume per unit time formed at cosmic time t , is directly inferred from Nambu-Goto simulations of cosmic string networks in the radiation and matter eras. Model **B** is based on a different Nambu-Goto string simulation [33]. In this model the distribution of non-self-intersecting scaling loops is the extracted quantity. Within model **B**, loops are formed at all sizes following a power-law specified by a parameter taking different values in the radiation and matter eras, while the scaling loop distribution is cut-off on small scales by the gravitational back-reaction scale. There is a qualitative difference between these two models, since in the latter, tiny loops are produced in a much larger amount than in the former. In addition, we will use a new model, based on [34] and labeled **C**, which extends and encompasses both models **A** and **B**. Similarly to model **B**, model **C** assumes that the scaling loop distribution is a power-law, but leaves its slope unspecified. Given the wide parameter space opened by model **C**, we will select two samples: models **C-1** and **C-2**. Model **C-1** (respectively **C-2**) reproduces qualitatively the loop production function of model **A** (resp. **B**) in the radiation era and the loop production of model **B** (resp. **A**) in the matter era. We expect the addition of these two models to showcase intermediate situations in between the two simulation-inferred models **A** and **B**. The loop distribution functions $n(\gamma, z)$ for the three models are given in the Supplemental Material [35].

For models **A**, **B** and **C**, the contributions from cusps, kinks and kink-kink collisions to the gravitational-wave emission must be considered altogether. Indeed, the dimensionless decay constant Γ_d of a cosmic string, driving the loop size evolution, can be decomposed into three contributions:

$$\begin{aligned} \Gamma_d &\equiv \frac{P_{\text{gw}}}{G\mu^2} = \sum_i \frac{P_{\text{gw},i}}{G\mu^2} \\ &= N_c \frac{3\pi^2 g_{1,c}^2}{(2\delta)^{1/3} g_2^{2/3}} + N_k \frac{3\pi^2 g_{1,k}^2}{(2\delta)^{2/3} g_2^{1/3}} + N_{\text{kk}} 2\pi^2 g_{1,\text{kk}}^2, \end{aligned} \quad (8)$$

where $\delta = \max(1, 1/(2g_2))$, since the gravitational-wave frequency cannot be smaller than the fundamental frequency of the loop, $2/\ell$, while the condition $\theta_m < 1$ for cusps and kinks imposes $f > 1/(\ell g_2)$. Parameters N_c , N_k are respectively the average number of cusps and kinks per oscillation. The number of kink-kink collisions per oscillation N_{kk} is $N_{\text{kk}} \approx N_k^2/4$ in the limit of large N_k .

While this equation is only an approximation when N_k is order unity, the kink-kink contribution is very small in this case and the error would hardly affect our results. On the other hand, it is clear that the kink-kink collision quickly dominates the gravitational-wave production when the number of kinks increases. In this analysis we fix N_c to be 1; we comment later on the effects of increasing the number of cusps. The only free parameter is the number of kinks N_k ; we consider $N_k = 1, \dots, 200$, with the upper limit being motivated by numerical simulations of string loops that favor $\Gamma_d \sim 50$ [36].

The incoherent superposition of bursts from loops with all possible sizes through the history of the Universe produces a stochastic gravitational wave background [37]. The normalized energy density of which is defined as

$$\Omega_{\text{GW}}(f) = \frac{f}{\rho_c} \frac{d\rho_{\text{GW}}}{df}, \quad (9)$$

where $\rho_c = 3H_0^2 c^2 / (8\pi G)$. The spectrum of the stochastic gravitational wave background is [38]

$$\Omega_{\text{GW}}(f) = \frac{4\pi^2}{3H_0^2} f^3 \sum_i \int dz \int d\ell h_i^2 \times \frac{d^2 R_i}{dz d\ell}. \quad (10)$$

In Fig. 1 we show examples of gravitational-wave spectra calculated with Eq. 10. The two plots at the top are derived from model **A** and **B** with $N_k \gg 1$. The dominant contribution comes from kink-kink collisions. The lower plots show gravitational-wave spectra taking $N_k = 1$ (left) and $N_k = 100$ (right) and are derived from model **C** with a given set of parameters (see Supplemental Material), i.e., $\chi_{\text{rad}} = 0.45$, $\chi_{\text{mat}} = 0.295$, $c_{\text{rad}} = 0.15$, and $c_{\text{mat}} = 0.019$; the subscripts refer to matter and radiation eras, respectively. When N_k is large, the dominant contribution to the spectrum depends on the frequency band, which is a unique feature in this model. In this study, we ignore the suppression of the gravitational waves from cusps due to the primordial black hole production as pointed out in [39]. Including such an effect leads to lower spectrum amplitudes when N_k is small and consequently reduces the sensitivity to cosmic string signals. In Fig. 1 we also show the 2σ power-law integrated (PI) curves [40] indicating the integrated sensitivity of the O3 search [27], along with projections for 2 years of the Advanced LIGO–Virgo network at design sensitivity, and the envisioned upgrade of Advanced LIGO, A+ [41], sensitivity after 2 years, assuming a 50% duty cycle.

III. BURST SEARCH

The O3 data set is analyzed with a dedicated burst search algorithm previously used to produce LIGO–Virgo results [28, 42, 43]. The burst analysis pipeline, as well as its O3 configuration, is described in the Supplemental Material. The search can be summarized into three analysis steps. First, we carry out a matched-filter search

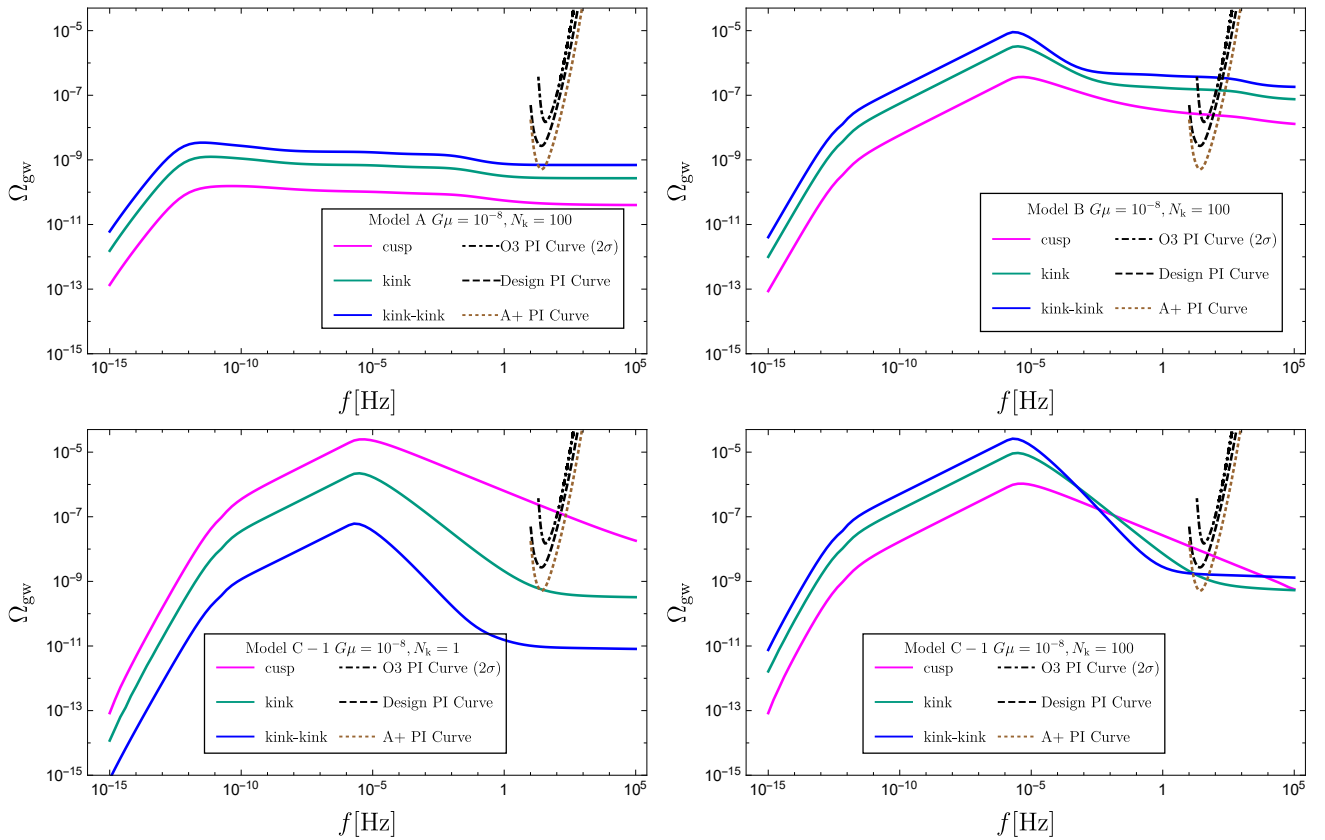


FIG. 1. Predictions of the gravitational-wave energy density spectra using different models for the loop distribution function $n(\gamma, z)$ and varying the number of kinks per loop oscillation N_k . The string tension $G\mu$ is fixed to 10^{-8} . Top-left: model **A**, $N_k = 100$. Top-right: model **B**, $N_k = 100$. Bottom-left: model **C-1**, $N_k = 1$. Bottom-right: model **C-1**, $N_k = 100$. For model **C-1**, we use the following model parameters (see Supplemental Material): $\chi_{\text{rad}} = 0.45$, $\chi_{\text{mat}} = 0.295$, $c_{\text{rad}} = 0.15$, $c_{\text{mat}} = 0.019$; the subscripts refer to the radiation and matter eras, respectively. We also show the energy density spectra of the three different components and $2\text{-}\sigma$ power-law integrated (PI) curves [40] for the O3 isotropic stochastic search [27], and projections for the HLV network at design sensitivity, and the A+ detectors [41].

using the cosmic string waveform in Eq. 1. Then, resulting candidates are filtered to retain only those detected in more than one detector within a time window accounting for the difference in the gravitational-wave arrival time between detectors. Finally, double- and triple-coincident events are ranked using a likelihood function $\Lambda(x)$, where x is a set of parameters used to discriminate true cosmic string signals from noise [44]. The burst search is performed separately for cusps, kinks and kink-kink collision waveforms, integrating $T_{\text{obs}} = 273.5$ days of data when at least two detectors are operating simultaneously.

The left panel of Fig. 2 presents the cumulative distribution of coincident O3 burst events as a function of the likelihood ratio Λ for the cusp, kink and kink-kink collision searches. To estimate the background noise associated with each search, time shifts are applied to each detector strain data such that no real gravitational-wave event can be found in coincidence. For this study, we use 300 time-shifts, totaling $T_{\text{bkg}} = 225$ years of data containing only noise coincident events, the distribution of which is represented in the left panel of Fig. 2 with a

$\pm 1\sigma$ shaded band. The candidate events, obtained with no time shift, are all compatible with the noise distribution within $\pm 2\sigma$. The cusp, kink and kink-kink collision waveforms are very similar, resulting in the loudest events being the same for the three searches. The ten loudest events were carefully scrutinized. They all originate from a well-known category of transient noise affecting all detectors, that are broadband and very short-duration noise events of unknown instrumental origin [45, 46].

From the non-detection result, we measure the LIGO–Virgo sensitivity to cosmic string signals by performing the burst search analysis over O3 data with injections of simulated cusp, kink and kink-collision waveforms. The amplitudes of injected signals comfortably cover the range where none to almost all the signals are detected. To recover injected signals, we use the loudest-event method described in [47], where the detection threshold is set to the level of the highest-ranked event found in the search: $\log_{10}(\Lambda) \simeq 15.0$, 15.1, and 15.1 for cusps, kinks, and kink-kink collisions, respectively. The resulting efficiencies $\varepsilon_i(A_i)$ as a function of

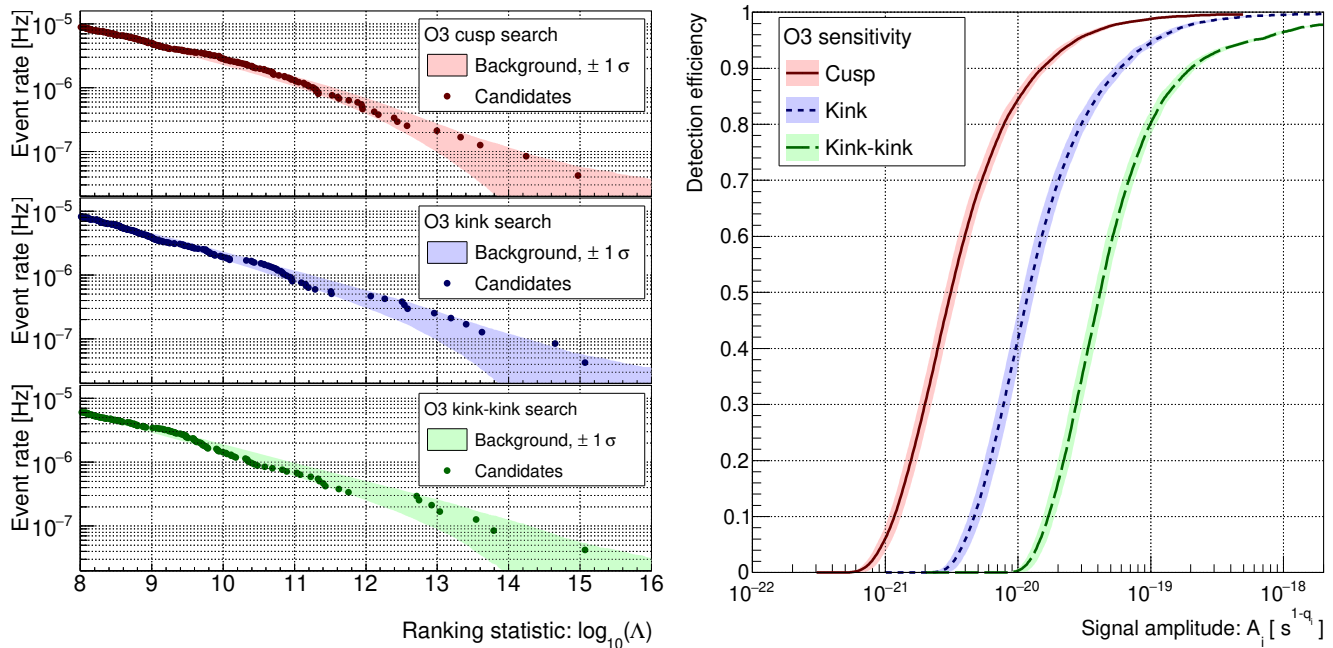


FIG. 2. Left panel: cumulative distribution of cosmic string burst candidate events produced by cusps (top), kinks (middle) and kink-kink collisions (bottom). The expected distributions from background noise are represented by $\pm 1\sigma$ shaded areas. Right panel: the detection efficiency is measured using simulated signals, as a function of the signal amplitude for cusps, kinks and kink-kink collisions. Note that the horizontal axis measures different amplitude quantities, A_i , for the three types of signals, parameterized by the waveform frequency power law q_i .

the signal amplitude are presented in the right panel of Fig. 2. Cusp events directed at the Earth with amplitudes above $2 \times 10^{-20} \text{s}^{-1/3}$ can be detected at $\sim 90\%$. In terms of loop proper lengths, this corresponds, for example, to loops larger than $1.7 \times 10^6 (G\mu/10^{-10})^{-3/2}$ light years at redshift 100. The expected detection burst rate is calculated from the detection efficiency:

$$R_i = \int \frac{dR_i}{dA_i}(A_i, f_*; G\mu, N_k) \varepsilon_i(A_i) dA_i. \quad (11)$$

The detectable burst rate dR_i/dA_i is obtained from Eq. 7, which can be expressed in terms of amplitude using Eq. 2 and calculated for the lowest value of the high-frequency cutoff f_* (see Supplemental Material for details).

We assume that the occurrence of a detectable burst of gravitational waves follows a Poisson distribution with mean given by the estimated detection rate. For a set of parameters $(G\mu, N_k)$, models which predict a detection rate larger than $2.996/T_{\text{obs}}$ are excluded at 95%, i.e., we exclude models that predict a $> 95\%$ confidence level detection.

IV. STOCHASTIC SEARCH

A search for a stochastic gravitational wave background [37] was carried out using the LIGO and Virgo O3 data [27] in which a correlated background in different interferometer pairs is sought. These results were combined

with those from the previous two observing runs, O1 and O2 [28, 48, 49]. The results reported in [27] assume the normalized energy density of the stochastic background, Eq. (9), to be a power-law α of the frequency:

$$\Omega_{\text{GW}}(f) = \Omega_{\text{ref}} \left(\frac{f}{f_{\text{ref}}} \right)^\alpha, \quad (12)$$

where f_{ref} denotes a reference frequency, fixed to 25 Hz, a convenient choice in the sensitive part of the frequency band. LIGO and Virgo did not detect a stochastic background, and so set upper limits depending on the value of α . The stochastic background from cosmic strings in the LIGO–Virgo frequency band is predicted to be approximately flat, setting the upper bound $\Omega_{\text{GW}} \leq 5.8 \times 10^{-9}$ at the 95% credible level for a flat $\alpha = 0$ background and using a log-uniform prior in Ω_{GW} .

In the present study, we perform a Bayesian analysis taking into account the precise shape of the background (see Fig. 1) instead of a power-law and use it to derive upper limits on the cosmic string parameters. We first calculate the log-likelihood function assuming a Gaussian distributed noise, which up to a constant is

$$\ln \mathcal{L}(\hat{C}_a^{IJ} | G\mu, N_k) = -\frac{1}{2} \sum_{IJ,a} \frac{(\hat{C}_a^{IJ} - \Omega_{\text{GW}}^{(M)}(f_a; G\mu, N_k))^2}{\sigma_{IJ}^2(f_a)}. \quad (13)$$

Here $\hat{C}_a^{IJ} \equiv \hat{C}^{IJ}(f_a)$, and IJ are detector pairs L1-H1, L1-V1, and H1-V1. $\hat{C}^{IJ}(f_a)$ and $\sigma^2(f_a)$ are, re-

spectively, a cross-correlation estimator for the IJ detector pair and its variance at frequency f_a as detailed in [50]. Following the same approach as in the O1 stochastic analysis we have used the frequency bins ranging from 20 to 86 Hz. The gravitational-wave energy density, $\Omega_{\text{GW}}^{(M)}(f_a; G\mu, N_k)$, is predicted by the cosmic string model $M = \{\mathbf{A}, \mathbf{B}, \mathbf{C}\}$ and computed with Eq. 10 at frequency f_a .

For our Bayesian analysis, we specify priors for the parameters in the cosmic string model, *i.e.*, $p(G\mu|I_{G\mu})$ and $p(N_k|I_{N_k})$. The variables $I_{G\mu}$ and I_{N_k} denote the information on the distributions of $G\mu$ and N_k , which are determined by theory predictions. For $p(G\mu|I_{G\mu})$, we choose a log-uniform prior for $10^{-18} \leq G\mu \leq 10^{-6}$. Here the upper bound is set by the cosmic microwave background measurements [51–54]. The lower bound is arbitrary, chosen for consistency with the study in [55]; we note, however, that our results remain almost unchanged if we choose a smaller value for the lower bound on $G\mu$. For $p(N_k|I_{N_k})$, we aim at constraining $G\mu$ for each choice of N_k . Therefore the prior $p(N_k|I_{N_k})$ is taken to be a δ -function for each value of N_k . The number of kinks per loop oscillation N_k being fixed, the posterior for the parameter $G\mu$ is calculated according to Bayes' theorem:

$$p(G\mu|N_k) \propto \mathcal{L}(\hat{C}_a^{IJ}|G\mu, N_k)p(G\mu|I_{G\mu})p(N_k|I_{N_k}). \quad (14)$$

We calculate 95% credible intervals for $G\mu$.

V. CONSTRAINTS

We show in Fig. 3 the region of the $G\mu$ and N_k parameter space excluded at the 95% confidence level by the burst and stochastic searches; the number of cusps N_c being fixed to 1. For the stochastic search (Sec. IV) we present constraints from the combined O1+O2+O3 data; for the burst search (Sec. III) we derive constraints from the non-detection result using O3 data. We consider three models for the Nambu-Goto cosmic string loop distributions, dubbed **A**, **B** and **C**. For the latter we choose two sets of benchmark numbers: for model **C-1** we set $(\chi_{\text{rad}}, \chi_{\text{mat}}) = (0.45, 0.295)$ and for model **C-2** $(\chi_{\text{rad}}, \chi_{\text{mat}}) = (0.2, 0.45)$ (see the Supplemental Material).

Using model **A**, the derived gravitational-wave power spectrum is much weaker than in the other models, leading to weaker constraints. Model **C-2** mimics the loop production function of model **A** in the matter era and of model **B** in the radiation era. In the frequency band of LIGO–Virgo, the stochastic background is dominated by the contribution from loops in the radiation era, hence models **B** and **C-2** give similar results. Conversely, the gravitational-wave power spectrum obtained from model **C-1**, which mimics the loop production function of model **A** in the radiation era and of model **B** in the matter era, presents more subtle features. Larger values of $G\mu$ do

not necessarily produce larger signal amplitudes, creating structures in the constraint plot. For an analytical understanding of these findings, we refer the reader to [57]. For a better understanding of the loop visibility domain in terms of redshift, we refer to the Fig. 2 of [58].

The stochastic analysis leads to the following constraints on $G\mu$. For model **A**, we rule out the range $G\mu \gtrsim (9.6 \times 10^{-9} - 10^{-6})$. For model **B**, we rule out: $G\mu \gtrsim (4.0 - 6.3) \times 10^{-15}$. For model **C-1**, we rule out $G\mu \gtrsim (2.1 - 4.5) \times 10^{-15}$, aside from a small region where $N_k \gtrsim 180$. Finally, for model **C-2**, we rule out: $G\mu \gtrsim (4.2 - 7.0) \times 10^{-15}$.

The burst search upper limits are not as stringent as the ones derived from the stochastic search. In particular, the constraints on the string tension for model **A** are too weak to be represented in the figure. The only case where the burst analysis leads to tighter constraints, is for model **C-1** and for $N_k > 70$.

In the present analysis, the average number of cusps per oscillation on a loop has been set to 1. It has been shown that the number of cusps per period of string oscillation scales with the number of harmonics on the loop [59]. Note that with many cusps on the string, the decay constant Γ_d is enhanced and the lifetime of the loop is hence greatly reduced. Consequently, a high number of cusps on the loops gives qualitatively the same result as increasing the number of kinks: for model **A**, the constraints are weakened, whereas for models **B** and **C** the bounds are insensitive to N_c ; this has been confirmed by our numerical study.

One can also compare these results with limits obtained from pulsar timing array measurements, and indirect limits from Big Bang nucleosynthesis and cosmic microwave background data [56]. Repeating the analysis done in [28] with N_k up to 200, we find that for model **A**, the strongest limit comes from pulsar timing measurements, excluding string tensions $G\mu \gtrsim 10^{-10}$. For model **B** and **C-1** the strongest limits are derived from the LIGO–Virgo stochastic search. Finally, for model **C-2**, the cosmic microwave background constraint is almost as strong as the one obtained from the O1+O2+O3 stochastic search. The next observing run, O4, will give us a new opportunity to detect signals from cosmic strings.

VI. CONCLUSIONS

Using data from the third observing run of Advanced LIGO and Virgo, we have performed a burst and a stochastic gravitational wave background search to constrain the tension of Nambu-Goto strings, as a function of the number of kinks per oscillation, for four loop distributions. We have tested models **A** and **B** already considered in the O1 and O2 analyses [49]. The current constraints on $G\mu$ are stronger by two and one orders of magnitude for models **A** and **B**, respectively, when fixing $N_k = 1$. In addition, we have used two variants of a

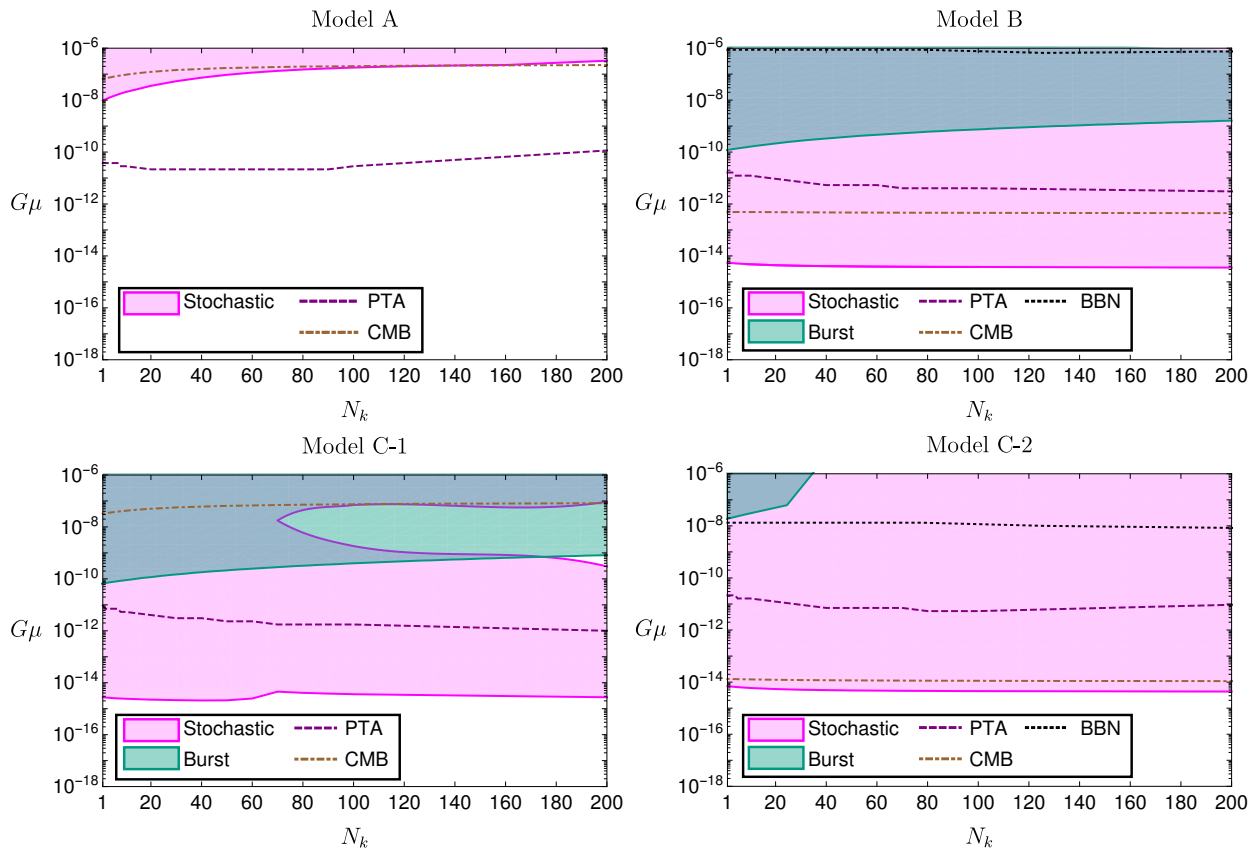


FIG. 3. Advanced LIGO–Virgo exclusion contours at 95% C.L. on the cosmic string parameter space, $(N_k, G\mu)$, derived from the stochastic search (pink), the burst search (turquoise) and both searches. Four models are considered to describe the distribution of cosmic string loops: model **A** (top-left), model **B** (top-right), model **C-1** (bottom-left) and model **C-2** (bottom-right). Note that the stochastic result combines the data of O1, O2 and O3 while the burst search only includes O3 data. We also report limits from other experiments: pulsar timing arrays (PTA), cosmic microwave background (CMB) and Big Bang nucleosynthesis [56].

new model, dubbed model **C**, that interpolates between models **A** and **B**. For the first time, we have studied the effect of kink-kink interactions, which is relevant for large numbers of kinks, and investigated the effect of a large number of cusps, as both effects are favored by cosmic string simulations.

Acknowledgments.– The authors gratefully acknowledge the support of the United States National Science Foundation (NSF) for the construction and operation of the LIGO Laboratory and Advanced LIGO as well as the Science and Technology Facilities Council (STFC) of the United Kingdom, the Max-Planck-Society (MPS), and the State of Niedersachsen/Germany for support of the construction of Advanced LIGO and construction and operation of the GEO600 detector. Additional support for Advanced LIGO was provided by the Australian Research Council. The authors gratefully acknowledge the Italian Istituto Nazionale di Fisica Nucleare (INFN), the French Centre National de la Recherche Scientifique (CNRS) and the Netherlands Organization for Scientific Research, for the construction and operation of the Virgo detector and the creation and sup-

port of the EGO consortium. The authors also gratefully acknowledge research support from these agencies as well as by the Council of Scientific and Industrial Research of India, the Department of Science and Technology, India, the Science & Engineering Research Board (SERB), India, the Ministry of Human Resource Development, India, the Spanish Agencia Estatal de Investigación, the Vicepresidència i Conselleria d’Innovació, Recerca i Turisme and the Conselleria d’Educació i Universitat del Govern de les Illes Balears, the Conselleria d’Innovació, Universitats, Ciència i Societat Digital de la Generalitat Valenciana and the CERCA Programme Generalitat de Catalunya, Spain, the National Science Centre of Poland and the Foundation for Polish Science (FNP), the Swiss National Science Foundation (SNSF), the Russian Foundation for Basic Research, the Russian Science Foundation, the European Commission, the European Regional Development Funds (ERDF), the Royal Society, the Scottish Funding Council, the Scottish Universities Physics Alliance, the Hungarian Scientific Research Fund (OTKA), the French Lyon Institute of Origins (LIO), the Belgian Fonds de la Recherche Scien-

tifique (FRS-FNRS), Actions de Recherche Concertées (ARC) and Fonds Wetenschappelijk Onderzoek – Vlaanderen (FWO), Belgium, the Paris Île-de-France Region, the National Research, Development and Innovation Office Hungary (NKFIH), the National Research Foundation of Korea, the Natural Science and Engineering Research Council Canada, Canadian Foundation for Innovation (CFI), the Brazilian Ministry of Science, Technology, and Innovations, the International Center for Theoretical Physics South American Institute for Fundamental Research (ICTP-SAIFR), the Research Grants Council of Hong Kong, the National Natural Science Foundation of China (NSFC), the Leverhulme Trust, the Research Corporation, the Ministry of Science and Technology (MOST), Taiwan, the United States Department of Energy, and the Kavli Foundation. The authors gratefully acknowledge the support of the NSF, STFC, INFN and CNRS for provision of computational resources. This work was supported by MEXT, JSPS Leading-edge Research Infrastructure Program, JSPS Grant-in-Aid for Specially Promoted Research 26000005, JSPS Grant-in-Aid for Scientific Research on Innovative Areas 2905: JP17H06358, JP17H06361 and JP17H06364, JSPS Core-to-Core Program A. Advanced Research Networks, JSPS Grant-in-Aid for Scientific Research (S) 17H06133, the joint research program of the Institute for Cosmic Ray Research, University of Tokyo, National Research Foundation (NRF) and Computing Infrastructure Project of KISTI-GSDC in Korea, Academia Sinica (AS), AS Grid Center (ASGC) and the Ministry of Science and Technology (MoST) in Taiwan under grants including AS-CDA-105-M06, Advanced Technology Center (ATC) of NAOJ, and Mechanical Engineering Center of KEK.

This document has been assigned the LIGO document number LIGO-P2000506.

Appendix A: Loop distributions

For model **A**, the loop distribution is given by the sum of

$$t^4 \frac{d^2 \mathcal{N}}{d\ell dV_{\text{rad}}} = \frac{0.18 \times 2\sqrt{H_0} \Omega_{\text{rad}}^{3/4}}{(\gamma + \Gamma_d G\mu)^{5/2}} t^{3/2} (1+z)^3 \times \begin{cases} \Theta(0.18t - \ell) & \text{if } t < t_{\text{eq}} \\ \Theta[0.18t_{\text{eq}} - \ell + \Gamma_d G\mu(t - t_{\text{eq}})] & \text{if } t > t_{\text{eq}} \end{cases} \quad (\text{A1})$$

for loops produced during the radiation era, and

$$t^4 \frac{d^2 \mathcal{N}}{d\ell dV_{\text{mat}}} = \frac{0.27 - 0.45\gamma^{0.31}}{(\gamma + \Gamma_d G\mu)^2} \Theta(0.18 - \gamma) \times \Theta[\ell + \Gamma_d G\mu(t - t_{\text{eq}}) - 0.18t_{\text{eq}}] \quad (\text{A2})$$

for loops produced during the matter era. Note that t_{eq} is the time of the radiation to matter transition.

For model **B**, the loop distribution is the sum of

$$t^4 \frac{d^2 \mathcal{N}}{d\ell dV_{\text{rad}}} = \begin{cases} \frac{0.08}{(\gamma + \Gamma_d G\mu)^{3-2\chi_{\text{rad}}}} & \text{if } \Gamma_d G\mu < \gamma \\ \frac{0.08(1/2 - 2\chi_{\text{rad}})}{(2 - 2\chi_{\text{rad}})\Gamma_d G\mu\gamma^{2-2\chi_{\text{rad}}}} & \text{if } \gamma_c < \gamma < \Gamma_d G\mu \\ \frac{0.08(1/2 - 2\chi_{\text{rad}})}{(2 - 2\chi_{\text{rad}})\Gamma_d G\mu\gamma_c^{2-2\chi_{\text{rad}}}} & \text{if } \gamma < \gamma_c \end{cases} \quad (\text{A3})$$

for loops produced during the radiation era,

$$t^4 \frac{d^2 \mathcal{N}}{d\ell dV_{\text{mat}}} = \begin{cases} \frac{0.015}{(\gamma + \Gamma_d G\mu)^{3-2\chi_{\text{mat}}}} & \text{if } \Gamma_d G\mu < \gamma \\ \frac{0.015(1 - 2\chi_{\text{mat}})}{(2 - 2\chi_{\text{mat}})\Gamma_d G\mu\gamma^{2-2\chi_{\text{mat}}}} & \text{if } \gamma_c < \gamma < \Gamma_d G\mu \\ \frac{0.015(1 - 2\chi_{\text{mat}})}{(2 - 2\chi_{\text{mat}})\Gamma_d G\mu\gamma_c^{2-2\chi_{\text{mat}}}} & \text{if } \gamma < \gamma_c \end{cases} \quad (\text{A4})$$

for loops produced during the matter era, and

$$t^4 \frac{d^2 \mathcal{N}}{d\ell dV_{\text{rad-mat}}} = \left(\frac{t}{t_{\text{eq}}}\right)^3 \left(\frac{1+z}{1+z_{\text{eq}}}\right)^3 t_{\text{eq}}^4 \times \frac{d^2 \mathcal{N}}{d\ell dV_{\text{rad}}} \Big|_{\gamma \rightarrow \gamma + \Gamma_d G\mu(t - t_{\text{eq}})} \quad (\text{A5})$$

for loops produced during the radiation era and decaying during the matter era. The subscripts $_{\text{rad}}$ and $_{\text{mat}}$ refer to the radiation- and matter-dominated eras, respectively, and γ_c is the gravitational back-reaction scale.

For model **C**, the loop distribution can be approximated in the radiation era as

$$t^4 \frac{d^2 \mathcal{N}}{d\ell dV_{\text{rad}}} = \frac{c_{\text{rad}}}{1/2 - 2\chi_{\text{rad}}} \times \begin{cases} (\gamma + \Gamma_d G\mu)^{2\chi_{\text{rad}}-3} - \frac{\gamma_{\infty}^{2\chi_{\text{rad}}-1/2}}{(\gamma + \Gamma_d G\mu)^{5/2}} & \text{if } \Gamma_d G\mu < \gamma \\ \frac{\gamma^{2\chi_{\text{rad}}-2}}{(2 - 2\chi_{\text{rad}})\Gamma_d G\mu} - \frac{\gamma_{\infty}^{2\chi_{\text{rad}}-1/2}}{(\gamma + \Gamma_d G\mu)^{5/2}} & \text{if } \gamma_c < \gamma < \Gamma_d G\mu \\ \frac{\gamma_c^{2\chi_{\text{rad}}-2}}{(2 - 2\chi_{\text{rad}})\Gamma_d G\mu} - \frac{\gamma_{\infty}^{2\chi_{\text{rad}}-1/2}}{(\gamma + \Gamma_d G\mu)^{5/2}} & \text{if } \gamma < \gamma_c \end{cases} \quad (\text{A6})$$

and in the matter era as

$$t^4 \frac{d^2 \mathcal{N}}{d\ell dV_{\text{mat}}} = \frac{c_{\text{mat}}}{1 - 2\chi_{\text{mat}}} \times \begin{cases} (\gamma + \Gamma_d G\mu)^{2\chi_{\text{mat}}-3} - \frac{\gamma_{\infty}^{2\chi_{\text{mat}}-1}}{(\gamma + \Gamma_d G\mu)^2} & \text{if } \Gamma_d G\mu < \gamma \\ \frac{\gamma^{2\chi_{\text{mat}}-2}}{(2 - 2\chi_{\text{mat}})\Gamma_d G\mu} - \frac{\gamma_{\infty}^{2\chi_{\text{mat}}-1}}{(\gamma + \Gamma_d G\mu)^2} & \text{if } \gamma_c < \gamma < \Gamma_d G\mu \\ \frac{\gamma_c^{2\chi_{\text{mat}}-2}}{(2 - 2\chi_{\text{mat}})\Gamma_d G\mu} - \frac{\gamma_{\infty}^{2\chi_{\text{mat}}-1}}{(\gamma + \Gamma_d G\mu)^2} & \text{if } \gamma < \gamma_c \end{cases} \quad (\text{A7})$$

where γ_{∞} is the size of the largest loops in scaling units.

Appendix B: The burst analysis pipeline

The cosmic string burst search pipeline is divided into three main analysis steps. First, the cosmic string gravitational waveform is searched in LIGO and Virgo data using match-filtering techniques. A bank of waveform templates is chosen to match the expected signal in the frequency domain:

$$t_{i,j}(f) = Af^{-q_i}\Theta(f_j - f)\Theta(f - f_l). \quad (\text{B1})$$

The spectral index q_i is taken from Eq. 1 for cusps, kinks or kink-kink collisions. The waveform frequency f is limited in range using the Heaviside function Θ . The low-frequency cut-off f_l , resulting from the size of the feature producing the gravitational waves, takes values well below the sensitive band of the LIGO and Virgo detectors. We take $f_l = 16$ Hz. The high-frequency cut-off f_j is a consequence of the gravitational-wave emission being beamed in a cone with an opening angle θ_m , given in Eq. 3. The angle between the line of sight and the gravitational-wave direction, θ , must be smaller than $\theta_m/2$, yielding $f < [2g_2\ell(1+z)\theta^3]^{-1}$. This high-frequency cutoff is unknown and is considered as free parameter, taking discrete values indexed by j . When searching for gravitational waves produced by cusps and kinks, we use 31 templates with high-frequency cutoff values distributed between 30 Hz and 4096 Hz and spaced in such a way that we guarantee less than 0.1 % loss in the signal-to-noise ratio due to template mismatch. For kink-kink collisions, the gravitational-wave radiation is isotropic and a single template covering the entire frequency band is used. The template amplitude A is scaled when performing the match-filtering to measure the signal-to-noise ratio $\rho_{i,j}$ for each template j tested with the LIGO and Virgo respective strain data h_{det} :

$$\rho_{i,j,\text{det}}(t) = 4\Re \int_0^\infty \frac{t_{i,j}^*(f)h_{\text{det}}(f)}{S_n(f)} \exp(2\sqrt{-1}\pi ft)df. \quad (\text{B2})$$

Here, $S_n(f)$ is the single-sided noise power spectral density of the detector. It is estimated locally over a few minutes of detector data.

The O3 LIGO–Virgo dataset is analyzed in five consecutive chunks of data to account for the detectors’ noise evolution over the entire run. The chunk boundaries are defined by sudden changes of sensitivity of one detector and by commissioning interventions, including the 1-month commissioning break in October 2019. The signal-to-noise ratio time-series $\rho_{i,j,\text{det}}(t)$ is computed for each detector, accumulating a total of 245 days, 252 days and 250 days for the LIGO–Livingston, the LIGO–Hanford and the Virgo detector respectively. The signal-to-noise ratio time-series are required to be above 3.75 and are clustered among templates. We obtain a set of events, or triggers, the parameters of which are given by the template with the highest signal-to-noise ratio peak value.

After the match-filtering step, a time coincidence is performed pair-wise between the triggers of each detector using a time window wide enough to account for the maximum light-travel time between detectors and calibration time uncertainties. A resulting set of double- and triple-coincident events is obtained when at least two detectors are taking data in nominal conditions, yielding a total observation time of $T_{\text{obs}} = 273.5$ days.

Finally, to discriminate astrophysical signals from background noise, we apply the multivariate method described in [44], which uses a set of simulated cosmic string events and typical noise events to statistically infer the probability for a coincident event to be signal or noise. Hence, a likelihood ratio, Λ , is constructed with parameters characterizing the event [43]. For the O3 analysis, we introduce for the first time the event duration as a new discriminating variable. The event duration is defined as the duration for which $\rho_{i,j,\text{det}}(t)$ remains above threshold considering all templates j and using a tolerance of 100 ms. Using this parameter, coupled to the signal-to-noise ratio, allows us to reject a large population of long-duration and low signal-to-noise ratio transient noise events contributing to the search background.

-
- [1] J. Aasi *et al.*, *Classical and Quantum Gravity* **32**, 074001 (2015).
 - [2] F. Acernese *et al.*, *Classical and Quantum Gravity* **32**, 024001 (2015).
 - [3] R. Abbott *et al.* (LIGO Scientific, Virgo), (2020), [arXiv:2010.14527 \[gr-qc\]](#).
 - [4] R. Abbott *et al.* (LIGO Scientific, Virgo), (2020), [arXiv:2010.14533 \[astro-ph.HE\]](#).
 - [5] K. Riles, *Progress in Particle and Nuclear Physics* **68**, 1 (2013).
 - [6] T. W. B. Kibble, *J.Phys.A* **A 9**, 1387 (1976).
 - [7] A. Vilenkin and E. P. S. Shellard, *Cosmic Strings and Other Topological Defects* (Cambridge University Press, 2000).
 - [8] M. B. Hindmarsh and T. W. B. Kibble, *Rept. Prog. Phys.* **58**, 477 (1995), [arXiv:hep-ph/9411342 \[hep-ph\]](#).
 - [9] T. Vachaspati, L. Pogosian, and D. Steer, *Scholarpedia* **10**, 31682 (2015), [arXiv:1506.04039 \[astro-ph.CO\]](#).
 - [10] R. Jeannerot, J. Rocher, and M. Sakellariadou, *Phys.Rev. D* **68**, 103514 (2003), [arXiv:hep-ph/0308134 \[hep-ph\]](#).
 - [11] T. Vachaspati and A. Vilenkin, *Phys. Rev.* **D31**, 3052 (1985).
 - [12] M. Sakellariadou, *Phys. Rev.* **D42**, 354 (1990), [Erratum: *Phys. Rev.* **D43**, 4150(1991)].
 - [13] Cosmic superstrings [60], the analogues of cosmic strings arising from string theory, are characterized also by the intercommutation probability which can take values between 10^{-3} and 1 for fundamental superstrings (F-strings) and between 10^{-1} and 1 for D-branes extended in one macroscopic dimension (D-strings). In our present study we concentrate on field theoretical objects [61], and

in particular Nambu-Goto strings with intercommutation probability of order one.

- [14] D. P. Bennett and F. R. Bouchet, *Phys.Rev.Lett.* **60**, 257 (1988).
- [15] B. Allen and E. Shellard, *Phys. Rev. Lett.* **64**, 119 (1990).
- [16] M. Sakellariadou and A. Vilenkin, *Phys. Rev. D* **42**, 349 (1990).
- [17] A. Vilenkin, *Phys.Lett. B* **107**, 47 (1981).
- [18] C. Hogan and M. Rees, *Nature* **311**, 109 (1984).
- [19] Super-horizon cosmic strings also emit gravitational waves, due to their small-scale structure resulting from string intercommutations [12, 62, 63].
- [20] T. Damour and A. Vilenkin, *Phys.Rev.Lett.* **85**, 3761 (2000), arXiv:gr-qc/0004075 [gr-qc].
- [21] T. Damour and A. Vilenkin, *Phys.Rev. D* **64**, 064008 (2001), arXiv:gr-qc/0104026 [gr-qc].
- [22] T. Damour and A. Vilenkin, *Phys.Rev. D* **71**, 063510 (2005), arXiv:hep-th/0410222 [hep-th].
- [23] We also include the so-called pseudocusps [64], defined as cuspy features moving with a velocity close to the speed of light.
- [24] X. Siemens, V. Mandic, and J. Creighton, *Phys. Rev. Lett.* **98**, 111101 (2007), arXiv:astro-ph/0610920 [astro-ph].
- [25] J. J. Blanco-Pillado, K. D. Olum, and B. Shlaer, *Phys. Rev. D* **89**, 023512 (2014), arXiv:1309.6637 [astro-ph.CO].
- [26] L. Lorenz, C. Ringeval, and M. Sakellariadou, *JCAP* **1010**, 003 (2010), arXiv:1006.0931 [astro-ph.CO].
- [27] B. Abbott *et al.* (LIGO Scientific Collaboration, Virgo), *LIGO-DCC: P2000314*.
- [28] B. Abbott *et al.* (LIGO Scientific Collaboration, Virgo), *Phys. Rev. D* **97**, 102002 (2018), arXiv:1712.01168 [gr-qc].
- [29] P. A. R. Ade *et al.*, *Astron. Astrophys.* **594**, A13 (2016).
- [30] A. C. Jenkins and M. Sakellariadou, *Phys. Rev. D* **98**, 063509 (2018), arXiv:1802.06046 [astro-ph.CO].
- [31] I. S. Gradshteyn and I. M. Ryzhik, *Table of integrals, series, and products*, seventh ed. (Elsevier/Academic Press, Amsterdam, 2007) pp. xlviii+1171, translated from the Russian, Translation edited and with a preface by Alan Jeffrey and Daniel Zwillinger, With one CD-ROM (Windows, Macintosh and UNIX).
- [32] P. Binetruy, A. Bohe, T. Hertog, and D. A. Steer, *Phys. Rev. D* **80**, 123510 (2009), arXiv:0907.4522 [hep-th].
- [33] C. Ringeval, M. Sakellariadou, and F. Bouchet, *JCAP* **0702**, 023 (2007), arXiv:astro-ph/0511646 [astro-ph].
- [34] P. Auclair, C. Ringeval, M. Sakellariadou, and D. Steer, *JCAP* **06**, 015 (2019), arXiv:1903.06685 [astro-ph.CO].
- [35] See Supplemental Material for more descriptions on the cosmic string loop distributions, and the burst analysis pipeline.
- [36] B. Allen and E. Shellard, *Phys. Rev. D* **45**, 1898 (1992).
- [37] N. Christensen, *Rept. Prog. Phys.* **82**, 016903 (2019), arXiv:1811.08797 [gr-qc].
- [38] S. Olmez, V. Mandic, and X. Siemens, *Phys.Rev. D* **81**, 104028 (2010), arXiv:1004.0890 [astro-ph.CO].
- [39] A. C. Jenkins and M. Sakellariadou, (2020), arXiv:2006.16249 [astro-ph.CO].
- [40] E. Thrane and J. D. Romano, *Phys. Rev. D* **88**, 124032 (2013).
- [41] B. Abbott *et al.* (KAGRA, LIGO Scientific Collaboration, Virgo), *Living Rev. Rel.* **23**, 3 (2020), arXiv:1304.0670 [gr-qc].
- [42] B. Abbott *et al.* (LIGO Scientific Collaboration, Virgo), *Phys. Rev. D* **100**, 024017 (2019), arXiv:1905.03457 [gr-qc].
- [43] J. Aasi *et al.* (Virgo, LIGO Scientific Collaboration), *Phys. Rev. Lett.* **112**, 131101 (2014), arXiv:1310.2384 [gr-qc].
- [44] K. C. Cannon, *Class.Quant.Grav.* **25**, 105024 (2008).
- [45] B. P. Abbott *et al.* (Virgo, LIGO Scientific Collaboration), *Class. Quant. Grav.* **33**, 134001 (2016), arXiv:1602.03844 [gr-qc].
- [46] M. Cabero *et al.*, *Class. Quant. Grav.* **36**, 15 (2019), arXiv:1901.05093 [physics.ins-det].
- [47] P. R. Brady, J. D. Creighton, and A. G. Wiseman, *Class.Quant.Grav.* **21**, S1775 (2004), arXiv:gr-qc/0405044 [gr-qc].
- [48] B. P. Abbott *et al.* (Virgo, LIGO Scientific Collaboration), *Phys. Rev. Lett.* **118**, 121101 (2017), arXiv:1612.02029 [gr-qc].
- [49] B. Abbott *et al.* (LIGO Scientific Collaboration, Virgo), *Phys. Rev. D* **100**, 061101 (2019), arXiv:1903.02886 [gr-qc].
- [50] V. Mandic, E. Thrane, S. Giampanis, and T. Regimbau, *Physical Review Letters* **109** (2012), 10.1103/physrevlett.109.171102.
- [51] P. Ade *et al.* (Planck Collaboration), (2013), arXiv:1303.5085 [astro-ph.CO].
- [52] J. Lizarraga, J. Urrestilla, D. Daverio, M. Hindmarsh, and M. Kunz, *JCAP* **1610**, 042 (2016), arXiv:1609.03386 [astro-ph.CO].
- [53] S. Henrot-Versille *et al.*, *Class. Quant. Grav.* **32**, 045003 (2015), arXiv:1408.5299 [astro-ph.CO].
- [54] A. Lazanu and P. Shellard, *JCAP* **1502**, 024 (2015), arXiv:1410.5046 [astro-ph.CO].
- [55] P. Auclair *et al.*, *JCAP* **04**, 034 (2020), arXiv:1909.00819 [astro-ph.CO].
- [56] P. D. Lasky *et al.*, *Phys. Rev.* **X6**, 011035 (2016), arXiv:1511.05994 [astro-ph.CO].
- [57] P. G. Auclair, *JCAP* **11**, 050 (2020), arXiv:2009.00334 [astro-ph.CO].
- [58] C. Ringeval and T. Suyama, *JCAP* **12**, 027 (2017), arXiv:1709.03845 [astro-ph.CO].
- [59] D. Pazouli, A. Avgoustidis, and E. J. Copeland, (2020), arXiv:2008.13693 [hep-th].
- [60] J. Polchinski, *AIP Conf. Proc.* **743**, 331 (2004), arXiv:hep-th/0410082.
- [61] M. Sakellariadou, *Nucl. Phys. B Proc. Suppl.* **192-193**, 68 (2009), arXiv:0902.0569 [hep-th].
- [62] M. Hindmarsh, *Phys. Lett.* **B251**, 28 (1990).
- [63] Y. Matsui, K. Horiguchi, D. Nitta, and S. Kuroyanagi, *JCAP* **1611**, 005 (2016), arXiv:1605.08768 [astro-ph.CO].
- [64] M. J. Stott, T. Elghozi, and M. Sakellariadou, *Phys. Rev. D* **96**, 023533 (2017), arXiv:1612.07599 [hep-th].

Authors

R. Abbott,¹ T. D. Abbott,² S. Abraham,³ F. Acernese,^{4,5} K. Ackley,⁶ A. Adams,⁷ C. Adams,⁸ R. X. Adhikari,¹ V. B. Adya,⁹ C. Affeldt,^{10,11} D. Agarwal,³ M. Agathos,^{12,13} K. Agatsuma,¹⁴ N. Aggarwal,¹⁵ O. D. Aguiar,¹⁶ L. Aiello,^{17,18,19} A. Ain,^{20,21} P. Ajith,²² T. Akutsu,^{23,24} K. M. Aleman,²⁵ G. Allen,²⁶ A. Allocca,^{27,5} P. A. Altin,⁹ A. Amato,²⁸ S. Anand,¹ A. Ananyeva,¹ S. B. Anderson,¹ W. G. Anderson,²⁹ M. Ando,^{30,31} S. V. Angelova,³² S. Ansoldi,^{33,34} J. M. Antelis,³⁵ S. Antier,³⁶ S. Appert,¹ Koya Arai,³⁷ Koji Arai,¹ Y. Arai,³⁷ S. Araki,³⁸ A. Araya,³⁹ M. C. Araya,¹ J. S. Areeda,²⁵ M. Arène,³⁶ N. Aritomi,³⁰ N. Arnaud,^{40,41} S. M. Aronson,⁴² H. Asada,⁴³ Y. Asali,⁴⁴ G. Ashton,⁶ Y. Aso,^{45,46} S. M. Aston,⁸ P. Astone,⁴⁷ F. Aubin,⁴⁸ P. Auclair,³⁶ P. Aufmuth,^{10,11} K. AultONeal,³⁵ C. Austin,² S. Babak,³⁶ F. Badaracco,^{18,19} M. K. M. Bader,⁴⁹ S. Bae,⁵⁰ Y. Bae,⁵¹ A. M. Baer,⁷ S. Bagnasco,⁵² Y. Bai,¹ L. Baiotti,⁵³ J. Baird,³⁶ R. Bajpai,⁵⁴ M. Ball,⁵⁵ G. Ballardini,⁴¹ S. W. Ballmer,⁵⁶ M. Bals,³⁵ A. Balsamo,⁷ G. Baltus,⁵⁷ S. Banagiri,⁵⁸ D. Bankar,³ R. S. Bankar,³ J. C. Barayoga,¹ C. Barbieri,^{59,60,61} B. C. Barish,¹ D. Barker,⁶² P. Barneo,⁶³ S. Barnum,⁶⁴ F. Barone,^{65,5} B. Barr,⁶⁶ L. Barsotti,⁶⁴ M. Barsuglia,³⁶ D. Barta,⁶⁷ J. Bartlett,⁶² M. A. Barton,^{66,23} I. Bartos,⁴² R. Bassiri,⁶⁸ A. Basti,^{21,20} M. Bawaj,^{69,70} J. C. Bayley,⁶⁶ A. C. Baylor,²⁹ M. Bazzan,^{71,72} B. Bécsy,⁷³ V. M. Bedakihale,⁷⁴ M. Bejger,⁷⁵ I. Belahcene,⁴⁰ V. Benedetto,⁷⁶ D. Beniwal,⁷⁷ M. G. Benjamin,³⁵ T. F. Bennett,⁷⁸ J. D. Bentley,¹⁴ M. BenYaala,³² F. Bergamin,^{10,11} B. K. Berger,⁶⁸ S. Bernuzzi,¹³ D. Bersanetti,⁷⁹ A. Bertolini,⁴⁹ J. Betzwieser,⁸ R. Bhandare,⁸⁰ A. V. Bhandari,³ D. Bhattacharjee,⁸¹ S. Bhaumik,⁴² J. Bidler,²⁵ I. A. Bilenko,⁸² G. Billingsley,¹ R. Birney,⁸³ O. Birnholtz,⁸⁴ S. Biscans,^{1,64} M. Bisch, ^{85,86} S. Biscoveanu,⁶⁴ A. Bisht,^{10,11} B. Biswas,³ M. Bitossi,^{41,20} M.-A. Bizouard,⁸⁷ J. K. Blackburn,¹ J. Blackman,⁸⁸ C. D. Blair,^{89,8} D. G. Blair,⁸⁹ R. M. Blair,⁶² F. Bobba,^{90,91} N. Bode,^{10,11} M. Boer,⁸⁷ G. Bogaert,⁸⁷ M. Boldrini,^{92,47} F. Bondu,⁹³ E. Bonilla,⁶⁸ R. Bonnand,⁴⁸ P. Booker,^{10,11} B. A. Boom,⁴⁹ R. Bork,¹ V. Boschi,²⁰ N. Bose,⁹⁴ S. Bose,³ V. Bossilkov,⁸⁹ V. Boudart,⁵⁷ Y. Bouffanais,^{71,72} A. Bozzi,⁴¹ C. Bradaschia,²⁰ P. R. Brady,²⁹ A. Bramley,⁸ A. Branch,⁸ M. Branchesi,^{18,19} M. Breschi,¹³ T. Briant,⁹⁵ J. H. Briggs,⁶⁶ A. Brillet,⁸⁷ M. Brinkmann,^{10,11} P. Brockill,²⁹ A. F. Brooks,¹ J. Brooks,⁴¹ D. D. Brown,⁷⁷ S. Brunett,¹ G. Bruno,⁹⁶ R. Bruntz,⁷ J. Bryant,¹⁴ A. Buikema,⁶⁴ T. Bulik,⁹⁷ H. J. Bulten,^{49,98} A. Buonanno,^{99,100} R. Buscicchio,¹⁴ D. Buskulic,⁴⁸ L. Cadonati,¹⁰¹ M. Caesar,¹⁰² G. Cagnoli,²⁸ C. Cahillane,¹ H. W. Cain III,² J. Calderón Bustillo,¹⁰³ J. D. Callaghan,⁶⁶ T. A. Callister,^{104,105} E. Calloni,^{27,5} J. B. Camp,¹⁰⁶ M. Canepa,^{107,79} M. Cannavacciuolo,⁹⁰ K. C. Cannon,³¹ H. Cao,⁷⁷ J. Cao,¹⁰⁸ Z. Cao,¹⁰⁹ E. Capocasa,²³ E. Capote,²⁵ G. Carapella,^{90,91} F. Carbognani,⁴¹ J. B. Carlin,¹¹⁰ M. F. Carney,¹⁵ M. Carpinelli,^{111,112} G. Carullo,^{21,20} T. L. Carver,¹⁷ J. Casanueva Diaz,⁴¹ C. Casentini,^{113,114} G. Castaldi,¹¹⁵ S. Caudill,^{49,116} M. Cavaglià,⁸¹ F. Cavalier,⁴⁰ R. Cavalieri,⁴¹ G. Cella,²⁰ P. Cerdá-Durán,¹¹⁷ E. Cesarini,¹¹⁴ W. Chaibi,⁸⁷ K. Chakravarti,³ B. Champion,¹¹⁸ C.-H. Chan,¹¹⁹ C. Chan,³¹ C. L. Chan,¹⁰³ M. Chan,¹²⁰ K. Chandra,⁹⁴ P. Chaniel,⁴¹ S. Chao,¹¹⁹ P. Charlton,¹²¹ E. A. Chase,¹⁵ E. Chassande-Mottin,³⁶ D. Chatterjee,²⁹ M. Chaturvedi,⁸⁰ K. Chatziioannou,^{1,104,105} A. Chen,¹⁰³ C. Chen,^{122,123} H. Y. Chen,¹²⁴ J. Chen,¹¹⁹ K. Chen,¹²⁵ X. Chen,⁸⁹ Y.-B. Chen,⁸⁸ Y.-R. Chen,¹²³ Z. Chen,¹⁷ H. Cheng,⁴² C. K. Cheong,¹⁰³ H. Y. Cheung,¹⁰³ H. Y. Chia,⁴² F. Chiadini,^{126,91} C.-Y. Chiang,¹²⁷ R. Chierici,¹²⁸ A. Chincarini,⁷⁹ M. L. Chiofalo,^{21,20} A. Chiummo,⁴¹ G. Cho,¹²⁹ H. S. Cho,¹³⁰ S. Choate,¹⁰² R. K. Choudhary,⁸⁹ S. Choudhary,³ N. Christensen,⁸⁷ H. Chu,¹²⁵ Q. Chu,⁸⁹ Y.-K. Chu,¹²⁷ S. Chua,⁹⁵ K. W. Chung,¹³¹ G. Ciani,^{71,72} P. Cielciag,⁷⁵ M. Cieřlar,⁷⁵ M. Cifaldi,^{113,114} A. A. Ciobanu,⁷⁷ R. Ciolfi,^{132,72} F. Cipriano,⁸⁷ A. Cirone,^{107,79} F. Clara,⁶² E. N. Clark,¹³³ J. A. Clark,¹⁰¹ L. Clarke,¹³⁴ P. Clearwater,¹¹⁰ S. Clesse,¹³⁵ F. Cleva,⁸⁷ E. Coccia,^{18,19} P.-F. Cohadon,⁹⁵ D. E. Cohen,⁴⁰ L. Cohen,² M. Colleoni,¹³⁶ C. G. Collette,¹³⁷ M. Colpi,^{59,60} C. M. Compton,⁶² M. Constancio Jr.,¹⁶ L. Conti,⁷² S. J. Cooper,¹⁴ P. Corban,⁸ T. R. Corbitt,² I. Cordero-Carrión,¹³⁸ S. Corezzi,^{70,69} K. R. Corley,⁴⁴ N. Cornish,⁷³ D. Corre,⁴⁰ A. Corsi,¹³⁹ S. Cortese,⁴¹ C. A. Costa,¹⁶ R. Cotesta,¹⁰⁰ M. W. Coughlin,⁵⁸ S. B. Coughlin,^{15,17} J.-P. Coulon,⁸⁷ S. T. Countryman,⁴⁴ B. Cousins,¹⁴⁰ P. Couvares,¹ P. B. Covas,¹³⁶ D. M. Coward,⁸⁹ M. J. Cowart,⁸ D. C. Coyne,¹ R. Coyne,¹⁴¹ J. D. E. Creighton,²⁹ T. D. Creighton,¹⁴² A. W. Criswell,⁵⁸ M. Croquette,⁹⁵ S. G. Crowder,¹⁴³ J. R. Cudell,⁵⁷ T. J. Cullen,² A. Cumming,⁶⁶ R. Cummings,⁶⁶ E. Cuoco,^{41,144,20} M. Curyło,⁹⁷ T. Dal Canton,^{100,40} G. Dálya,¹⁴⁵ A. Dana,⁶⁸ L. M. DaneshgaranBajastani,⁷⁸ B. D'Angelo,^{107,79} S. L. Danilishin,¹⁴⁶ S. D'Antonio,¹¹⁴ K. Danzmann,^{10,11} C. Darsow-Fromm,¹⁴⁷ A. Dasgupta,⁷⁴ L. E. H. Datrier,⁶⁶ V. Dattilo,⁴¹ I. Dave,⁸⁰ M. Davier,⁴⁰ G. S. Davies,^{148,149} D. Davis,¹ E. J. Daw,¹⁵⁰ R. Dean,¹⁰² M. Deenadayalan,³ J. Degallaix,¹⁵¹ M. De Laurentis,^{27,5} S. Deléglise,⁹⁵ V. Del Favero,¹¹⁸ F. De Lillo,⁹⁶ N. De Lillo,⁶⁶ W. Del Pozzo,^{21,20} L. M. DeMarchi,¹⁵ F. De Matteis,^{113,114} V. D'Emilio,¹⁷ N. Demos,⁶⁴ T. Dent,¹⁴⁸ A. Depasse,⁹⁶ R. De Pietri,^{152,153} R. De Rosa,^{27,5} C. De Rossi,⁴¹ R. DeSalvo,¹¹⁵ R. De Simone,¹²⁶ S. Dhurandhar,³ M. C. Díaz,¹⁴² M. Diaz-Ortiz Jr.,⁴² N. A. Didio,⁵⁶ T. Dietrich,¹⁰⁰ L. Di Fiore,⁵ C. Di Fronzo,¹⁴ C. Di Giorgio,^{90,91} F. Di Giovanni,¹¹⁷ T. Di Girolamo,^{27,5} A. Di Lieto,^{21,20} B. Ding,¹³⁷ S. Di Pace,^{92,47} I. Di Palma,^{92,47} F. Di Renzo,^{21,20} A. K. Divakarla,⁴² A. Dmitriev,¹⁴

Z. Doctor,⁵⁵ L. D'Onofrio,^{27,5} F. Donovan,⁶⁴ K. L. Dooley,¹⁷ S. Doravari,³ I. Dorrington,¹⁷ M. Drago,^{18,19}
 J. C. Driggers,⁶² Y. Drori,¹ Z. Du,¹⁰⁸ J.-G. Ducoin,⁴⁰ P. Dupej,⁶⁶ O. Durante,^{90,91} D. D'Urso,^{111,112}
 P.-A. Duverne,⁴⁰ S. E. Dwyer,⁶² P. J. Easter,⁶ M. Ebersold,¹⁵⁴ G. Eddolls,⁶⁶ B. Edelman,⁵⁵ T. B. Edo,^{1,150}
 O. Edy,¹⁴⁹ A. Effler,⁸ S. Eguchi,¹²⁰ J. Eichholz,⁹ S. S. Eikenberry,⁴² M. Eisenmann,⁴⁸ R. A. Eisenstein,⁶⁴ A. Ejlli,¹⁷
 Y. Enomoto,³⁰ L. Errico,^{27,5} R. C. Essick,¹²⁴ H. Estellés,¹³⁶ D. Estevez,¹⁵⁵ Z. Etienne,¹⁵⁶ T. Etzel,¹ M. Evans,⁶⁴
 T. M. Evans,⁸ B. E. Ewing,¹⁴⁰ V. Fafone,^{113,114,18} H. Fair,⁵⁶ S. Fairhurst,¹⁷ X. Fan,¹⁰⁸ A. M. Farah,¹²⁴ S. Farinon,⁷⁹
 B. Farr,⁵⁵ W. M. Farr,^{104,105} N. W. Farrow,⁶ E. J. Fauchon-Jones,¹⁷ M. Favata,¹⁵⁷ M. Fays,^{57,150} M. Fazio,¹⁵⁸
 J. Feicht,¹ M. M. Fejer,⁶⁸ F. Feng,³⁶ E. Fenyvesi,^{67,159} D. L. Ferguson,¹⁰¹ A. Fernandez-Galiana,⁶⁴ I. Ferrante,^{21,20}
 T. A. Ferreira,¹⁶ F. Fidencaro,^{21,20} P. Figura,⁹⁷ I. Fiori,⁴¹ M. Fishbach,^{15,124} R. P. Fisher,⁷ J. M. Fishner,⁶⁴
 R. Fittipaldi,^{160,91} V. Fiumara,^{161,91} R. Flaminio,^{48,23} E. Floden,⁵⁸ E. Flynn,²⁵ H. Fong,³¹ J. A. Font,^{117,162}
 B. Fornal,¹⁶³ P. W. F. Forsyth,⁹ A. Franke,¹⁴⁷ S. Frasca,^{92,47} F. Frascioni,²⁰ C. Frederick,¹⁶⁴ Z. Frei,¹⁴⁵ A. Freise,¹⁶⁵
 R. Frey,⁵⁵ P. Fritschel,⁶⁴ V. V. Frolov,⁸ G. G. Fronzè,⁵² Y. Fujii,¹⁶⁶ Y. Fujikawa,¹⁶⁷ M. Fukunaga,³⁷
 M. Fukushima,²⁴ P. Fulda,⁴² M. Fyffe,⁸ H. A. Gabbard,⁶⁶ B. U. Gadre,¹⁰⁰ S. M. Gaebel,¹⁴ J. R. Gair,¹⁰⁰ J. Gais,¹⁰³
 S. Galaudage,⁶ R. Gamba,¹³ D. Ganapathy,⁶⁴ A. Ganguly,²² D. Gao,¹⁶⁸ S. G. Gaonkar,³ B. Garaventa,^{79,107}
 C. García-Núñez,⁸³ C. García-Quirós,¹³⁶ F. Garufi,^{27,5} B. Gateley,⁶² S. Gaudio,³⁵ V. Gayathri,⁴² G. Ge,¹⁶⁸
 G. Gemme,⁷⁹ A. Gennai,²⁰ J. George,⁸⁰ L. Gergely,¹⁶⁹ P. Gewecke,¹⁴⁷ S. Ghonge,¹⁰¹ Abhirup. Ghosh,¹⁰⁰
 Archisman Ghosh,¹⁷⁰ Shaon Ghosh,^{29,157} Shrobana Ghosh,¹⁷ Sourath Ghosh,⁴² B. Giacomazzo,^{59,60,61}
 L. Giacoppo,^{92,47} J. A. Giaime,^{2,8} K. D. Giardino,⁸ D. R. Gibson,⁸³ C. Gier,³² M. Giesler,⁸⁸ P. Giri,^{20,21} F. Gissi,⁷⁶
 J. Glanzer,² A. E. Gleckl,²⁵ P. Godwin,¹⁴⁰ E. Goetz,¹⁷¹ R. Goetz,⁴² N. Gohlke,^{10,11} B. Goncharov,⁶ G. González,²
 A. Gopakumar,¹⁷² M. Gosselin,⁴¹ R. Gouaty,⁴⁸ B. Grace,⁹ A. Grado,^{173,5} M. Granata,¹⁵¹ V. Granata,⁹⁰ A. Grant,⁶⁶
 S. Gras,⁶⁴ P. Grassia,¹ C. Gray,⁶² R. Gray,⁶⁶ G. Greco,⁶⁹ A. C. Green,⁴² R. Green,¹⁷ A. M. Gretarsson,³⁵
 E. M. Gretarsson,³⁵ D. Griffith,¹ W. Griffiths,¹⁷ H. L. Griggs,¹⁰¹ G. Grignani,^{70,69} A. Grimaldi,^{174,175} E. Grimes,³⁵
 S. J. Grimm,^{18,19} H. Grote,¹⁷ S. Grunewald,¹⁰⁰ P. Gruning,⁴⁰ J. G. Guerrero,²⁵ G. M. Guidi,^{85,86} A. R. Guimaraes,²
 G. Guixé,⁶³ H. K. Gulati,⁷⁴ H.-K. Guo,¹⁶³ Y. Guo,⁴⁹ Anchal Gupta,¹ Anuradha Gupta,¹⁷⁶ P. Gupta,^{49,116}
 E. K. Gustafson,¹ R. Gustafson,¹⁷⁷ F. Guzman,¹³³ S. Ha,¹⁷⁸ L. Haegel,³⁶ A. Hagiwara,^{37,179} S. Haino,¹²⁷
 O. Halim,^{180,34} E. D. Hall,⁶⁴ E. Z. Hamilton,¹⁷ G. Hammond,⁶⁶ W.-B. Han,¹⁸¹ M. Haney,¹⁵⁴ J. Hanks,⁶²
 C. Hanna,¹⁴⁰ M. D. Hannam,¹⁷ O. A. Hannuksela,^{116,49,103} H. Hansen,⁶² T. J. Hansen,³⁵ J. Hanson,⁸ T. Harder,⁸⁷
 T. Hardwick,² K. Haris,^{49,116,22} J. Harms,^{18,19} G. M. Harry,¹⁸² I. W. Harry,¹⁴⁹ D. Hartwig,¹⁴⁷ K. Hasegawa,³⁷
 B. Haskell,⁷⁵ R. K. Hasskew,⁸ C.-J. Haster,⁶⁴ K. Hattori,¹⁸³ K. Haughian,⁶⁶ H. Hayakawa,¹⁸⁴ K. Hayama,¹²⁰
 F. J. Hayes,⁶⁶ J. Healy,¹¹⁸ A. Heidmann,⁹⁵ M. C. Heintze,⁸ J. Heinze,^{10,11} J. Heinzl,¹⁸⁵ H. Heitmann,⁸⁷
 F. Hellman,¹⁸⁶ P. Hello,⁴⁰ A. F. Helmling-Cornell,⁵⁵ G. Hemming,⁴¹ M. Hendry,⁶⁶ I. S. Heng,⁶⁶ E. Hennes,⁴⁹
 J. Hennig,^{10,11} M. H. Hennig,^{10,11} F. Hernandez Vivanco,⁶ M. Heurs,^{10,11} S. Hild,^{146,49} P. Hill,³² Y. Himemoto,¹⁸⁷
 A. S. Hines,¹³³ Y. Hiranuma,¹⁸⁸ N. Hirata,²³ E. Hirose,³⁷ S. Hochheim,^{10,11} D. Hofman,¹⁵¹ J. N. Hohmann,¹⁴⁷
 A. M. Holgado,²⁶ N. A. Holland,⁹ I. J. Hollows,¹⁵⁰ Z. J. Holmes,⁷⁷ K. Holt,⁸ D. E. Holz,¹²⁴ Z. Hong,¹⁸⁹
 P. Hopkins,¹⁷ J. Hough,⁶⁶ E. J. Howell,⁸⁹ C. G. Hoy,¹⁷ D. Hoyland,¹⁴ A. Hreibi,^{10,11} B. Hsieh,³⁷ Y. Hsu,¹¹⁹
 G.-Z. Huang,¹⁸⁹ H.-Y. Huang,¹²⁷ P. Huang,¹⁶⁸ Y.-C. Huang,¹²³ Y.-J. Huang,¹²⁷ Y.-W. Huang,⁶⁴ M. T. Hübner,⁶
 A. D. Huddart,¹³⁴ E. A. Huerta,²⁶ B. Hughey,³⁵ D. C. Y. Hui,¹⁹⁰ V. Hui,⁴⁸ S. Husa,¹³⁶ S. H. Huttner,⁶⁶
 R. Huxford,¹⁴⁰ T. Huynh-Dinh,⁸ S. Ide,¹⁹¹ B. Idzkowski,⁹⁷ A. Iess,^{113,114} B. Ikenoue,²⁴ S. Imam,¹⁸⁹ K. Inayoshi,¹⁹²
 H. Inchauspe,⁴² C. Ingram,⁷⁷ Y. Inoue,¹²⁵ G. Intini,^{92,47} K. Ioka,¹⁹³ M. Isi,⁶⁴ K. Isleif,¹⁴⁷ K. Ito,¹⁹⁴ Y. Itoh,^{195,196}
 B. R. Iyer,²² K. Izumi,¹⁹⁷ V. JaberianHamedan,⁸⁹ T. Jacqmin,⁹⁵ S. J. Jadhav,¹⁹⁸ S. P. Jadhav,³ A. L. James,¹⁷
 A. Z. Jan,¹¹⁸ K. Jani,¹⁰¹ K. Janssens,¹⁹⁹ N. N. Janthalar,¹⁹⁸ P. Jaranowski,²⁰⁰ D. Jariwala,⁴² R. Jaume,¹³⁶
 A. C. Jenkins,¹³¹ C. Jeon,²⁰¹ M. Jeunon,⁵⁸ W. Jia,⁶⁴ J. Jiang,⁴² H.-B. Jin,^{202,203} G. R. Johns,⁷ A. W. Jones,⁸⁹
 D. I. Jones,²⁰⁴ J. D. Jones,⁶² P. Jones,¹⁴ R. Jones,⁶⁶ R. J. G. Jonker,⁴⁹ L. Ju,⁸⁹ K. Jung,¹⁷⁸ P. Jung,¹⁸⁴
 J. Junker,^{10,11} K. Kaihotsu,¹⁹⁴ T. Kajita,²⁰⁵ M. Kakizaki,¹⁸³ C. V. Kalaghatgi,¹⁷ V. Kalogera,¹⁵ B. Kamai,¹
 M. Kamiizumi,¹⁸⁴ N. Kanda,^{195,196} S. Kandhasamy,³ G. Kang,⁵⁰ J. B. Kanner,¹ Y. Kao,¹¹⁹ S. J. Kapadia,²²
 D. P. Kapasi,⁹ C. Karathanasis,²⁰⁶ S. Karki,⁸¹ R. Kashyap,¹⁴⁰ M. Kasprzack,¹ W. Kastaun,^{10,11} S. Katsanevas,⁴¹
 E. Katsavounidis,⁶⁴ W. Katzman,⁸ T. Kaur,⁸⁹ K. Kawabe,⁶² K. Kawaguchi,³⁷ N. Kawai,²⁰⁷ T. Kawasaki,³⁰
 F. Kéfélian,⁸⁷ D. Keitel,¹³⁶ J. S. Key,²⁰⁸ S. Khadka,⁶⁸ F. Y. Khalili,⁸² I. Khan,^{18,114} S. Khan,¹⁷ E. A. Khazanov,²⁰⁹
 N. Khetan,^{18,19} M. Khursheed,⁸⁰ N. Kijbunchoo,⁹ C. Kim,^{210,201} J. C. Kim,²¹¹ J. Kim,²¹² K. Kim,²¹³ W. S. Kim,⁵¹
 Y.-M. Kim,¹⁷⁸ C. Kimball,¹⁵ N. Kimura,¹⁷⁹ P. J. King,⁶² M. Kinley-Hanlon,⁶⁶ R. Kirchhoff,^{10,11} J. S. Kissel,⁶²
 N. Kita,³⁰ H. Kitazawa,¹⁹⁴ L. Kleybolte,¹⁴⁷ S. Klimentenko,⁴² A. M. Knee,¹⁷¹ T. D. Knowles,¹⁵⁶ E. Knyazev,⁶⁴
 P. Koch,^{10,11} G. Koekoek,^{49,146} Y. Kojima,²¹⁴ K. Kokeyama,¹⁸⁴ S. Koley,⁴⁹ P. Kolitsidou,¹⁷ M. Kolstein,²⁰⁶
 K. Komori,^{64,30} V. Kondrashov,¹ A. K. H. Kong,¹²³ A. Kontos,²¹⁵ N. Koper,^{10,11} M. Korobko,¹⁴⁷ K. Kotake,¹²⁰

- M. Kovalam,⁸⁹ D. B. Kozak,¹ C. Kozakai,⁴⁵ R. Kozu,²¹⁶ V. Kringel,^{10, 11} N. V. Krishnendu,^{10, 11} A. Królak,^{217, 218}
 G. Kuehn,^{10, 11} F. Kuei,¹¹⁹ A. Kumar,¹⁹⁸ P. Kumar,²¹⁹ Rahul Kumar,⁶² Rakesh Kumar,⁷⁴ J. Kume,³¹
 K. Kuns,⁶⁴ C. Kuo,¹²⁵ H-S. Kuo,¹⁸⁹ Y. Kuromiya,¹⁹⁴ S. Kuroyanagi,²²⁰ K. Kusayanagi,²⁰⁷ K. Kwak,¹⁷⁸
 S. Kwang,²⁹ D. Laghi,^{21, 20} E. Lalande,²²¹ T. L. Lam,¹⁰³ A. Lamberts,^{87, 222} M. Landry,⁶² B. B. Lane,⁶⁴
 R. N. Lang,⁶⁴ J. Lange,^{223, 118} B. Lantz,⁶⁸ I. La Rosa,⁴⁸ A. Lartaux-Vollard,⁴⁰ P. D. Lasky,⁶ M. Laxen,⁸
 A. Lazzarini,¹ C. Lazzaro,^{71, 72} P. Leaci,^{92, 47} S. Leavey,^{10, 11} Y. K. Lecoecuche,⁶² H. K. Lee,²²⁴ H. M. Lee,²¹³
 H. W. Lee,²¹¹ J. Lee,¹²⁹ K. Lee,⁶⁸ R. Lee,¹²³ J. Lehmann,^{10, 11} A. Lemaître,²²⁵ E. Leon,²⁵ M. Leonardi,²³
 N. Leroy,⁴⁰ N. Letendre,⁴⁸ Y. Levin,⁶ J. N. Leviton,¹⁷⁷ A. K. Y. Li,¹ B. Li,¹¹⁹ J. Li,¹⁵ K. L. Li,¹²³ T. G. F. Li,¹⁰³
 X. Li,⁸⁸ C-Y. Lin,²²⁶ F-K. Lin,¹²⁷ F-L. Lin,¹⁸⁹ H. L. Lin,¹²⁵ L. C.-C. Lin,¹⁷⁸ F. Linde,^{227, 49} S. D. Linker,⁷⁸
 J. N. Linley,⁶⁶ T. B. Littenberg,²²⁸ G. C. Liu,¹²² J. Liu,^{10, 11} K. Liu,¹¹⁹ X. Liu,²⁹ M. Llorens-Monteagudo,¹¹⁷
 R. K. L. Lo,¹ A. Lockwood,²²⁹ M. L. Lollie,² L. T. London,⁶⁴ A. Longo,^{230, 231} D. Lopez,¹⁵⁴ M. Lorenzini,^{113, 114}
 V. Lorette,²³² M. Lormand,⁸ G. Losurdo,²⁰ J. D. Lough,^{10, 11} C. O. Lousto,¹¹⁸ G. Lovelace,²⁵ H. Lüch,^{10, 11}
 D. Lumaca,^{113, 114} A. P. Lundgren,¹⁴⁹ L.-W. Luo,¹²⁷ R. Macas,¹⁷ M. MacInnis,⁶⁴ D. M. Macleod,¹⁷
 I. A. O. MacMillan,¹ A. Macquet,⁸⁷ I. Magaña Hernandez,²⁹ F. Magaña-Sandoval,⁴² C. Magazzù,²⁰ R. M. Magee,¹⁴⁰
 R. Maggiore,¹⁴ E. Majorana,^{92, 47} I. Maksimovic,²³² S. Maliakal,¹ A. Malik,⁸⁰ N. Man,⁸⁷ V. Mandic,⁵⁸
 V. Mangano,^{92, 47} J. L. Mango,²³³ G. L. Mansell,^{62, 64} M. Manske,²⁹ M. Mantovani,⁴¹ F. Marchesoni,^{234, 69}
 M. Marchio,²³ F. Marion,⁴⁸ Z. Mark,⁸⁸ S. Márka,⁴⁴ Z. Márka,⁴⁴ C. Markakis,¹² A. S. Markosyan,⁶⁸ A. Markowitz,¹
 E. Maros,¹ A. Marquina,¹³⁸ S. Marsat,³⁶ F. Martelli,^{85, 86} I. W. Martin,⁶⁶ R. M. Martin,¹⁵⁷ M. Martinez,²⁰⁶
 V. Martinez,²⁸ K. Martinovic,¹³¹ D. V. Martynov,¹⁴ E. J. Marx,⁶⁴ H. Masalehdan,¹⁴⁷ K. Mason,⁶⁴ E. Massera,¹⁵⁰
 A. Masserot,⁴⁸ T. J. Massinger,⁶⁴ M. Masso-Reid,⁶⁶ S. Mastrogianni,³⁶ A. Matas,¹⁰⁰ M. Mateu-Lucena,¹³⁶
 F. Matichard,^{1, 64} M. Matushechkin,^{10, 11} N. Mavalvala,⁶⁴ J. J. McCann,⁸⁹ R. McCarthy,⁶² D. E. McClelland,⁹
 P. McClincy,¹⁴⁰ S. McCormick,⁸ L. McCuller,⁶⁴ G. I. McGhee,⁶⁶ S. C. McGuire,²³⁵ C. McIsaac,¹⁴⁹ J. McIver,¹⁷¹
 D. J. McManus,⁹ T. McRae,⁹ S. T. McWilliams,¹⁵⁶ D. Meacher,²⁹ M. Mehmet,^{10, 11} A. K. Mehta,¹⁰⁰ A. Melatos,¹¹⁰
 D. A. Melchor,²⁵ G. Mendell,⁶² A. Menendez-Vazquez,²⁰⁶ C. S. Menoni,¹⁵⁸ R. A. Mercer,²⁹ L. Mereni,¹⁵¹
 K. Merfeld,⁵⁵ E. L. Merilh,⁶² J. D. Merritt,⁵⁵ M. Merzougui,⁸⁷ S. Meshkov,^{1, a} C. Messenger,⁶⁶ C. Messick,²²³
 P. M. Meyers,¹¹⁰ F. Meylahn,^{10, 11} A. Mhaske,³ A. Miani,^{174, 175} H. Miao,¹⁴ I. Michaloliakos,⁴² C. Michel,¹⁵¹
 Y. Michimura,³⁰ H. Middleton,¹¹⁰ L. Milano,²⁷ A. L. Miller,^{96, 42} M. Millhouse,¹¹⁰ J. C. Mills,¹⁷ E. Milotti,^{180, 34}
 M. C. Milovich-Goff,⁷⁸ O. Minazzoli,^{87, 236} Y. Minenkov,¹¹⁴ N. Mio,²³⁷ Ll. M. Mir,²⁰⁶ A. Mishkin,⁴² C. Mishra,²³⁸
 T. Mishra,⁴² T. Mistry,¹⁵⁰ S. Mitra,³ V. P. Mitrofanov,⁸² G. Mitselmakher,⁴² R. Mittelman,⁶⁴ O. Miyakawa,¹⁸⁴
 A. Miyamoto,¹⁹⁵ Y. Miyazaki,³⁰ K. Miyo,¹⁸⁴ S. Miyoki,¹⁸⁴ Geoffrey Mo,⁶⁴ K. Mogushi,⁸¹ S. R. P. Mohapatra,⁶⁴
 S. R. Mohite,²⁹ I. Molina,²⁵ M. Molina-Ruiz,¹⁸⁶ M. Mondin,⁷⁸ M. Montani,^{85, 86} C. J. Moore,¹⁴ D. Moraru,⁶²
 F. Morawski,⁷⁵ A. More,³ C. Moreno,³⁵ G. Moreno,⁶² Y. Mori,¹⁹⁴ S. Morisaki,^{31, 37} Y. Moriwaki,¹⁸³ B. Mours,¹⁵⁵
 C. M. Mow-Lowry,¹⁴ S. Mozzon,¹⁴⁹ F. Muciaccia,^{92, 47} Arunava Mukherjee,^{239, 66} D. Mukherjee,¹⁴⁰
 Soma Mukherjee,¹⁴² Subroto Mukherjee,⁷⁴ N. Mukund,^{10, 11} A. Mullavey,⁸ J. Munch,⁷⁷ E. A. Muñoz,⁵⁶
 P. G. Murray,⁶⁶ R. Musenich,^{79, 107} S. L. Nadji,^{10, 11} K. Nagano,¹⁹⁷ S. Nagano,²⁴⁰ K. Nakamura,²³ H. Nakano,²⁴¹
 M. Nakano,³⁷ R. Nakashima,²⁰⁷ Y. Nakayama,¹⁸³ I. Nardecchia,^{113, 114} T. Narikawa,³⁷ L. Naticchioni,⁴⁷ B. Nayak,⁷⁸
 R. K. Nayak,²⁴² R. Negishi,¹⁸⁸ B. F. Neil,⁸⁹ J. Neilson,^{76, 91} G. Nelemans,²⁴³ T. J. N. Nelson,⁸ M. Nery,^{10, 11}
 A. Neunzert,²⁰⁸ K. Y. Ng,⁶⁴ S. W. S. Ng,⁷⁷ C. Nguyen,³⁶ P. Nguyen,⁵⁵ T. Nguyen,⁶⁴ L. Nguyen Quynh,²⁴⁴
 W.-T. Ni,^{202, 168, 245} S. A. Nichols,² A. Nishizawa,³¹ S. Nissanke,^{246, 49} F. Nocera,⁴¹ M. Noh,¹⁷¹ M. Norman,¹⁷
 C. North,¹⁷ S. Nozaki,¹⁸³ L. K. Nuttall,¹⁴⁹ J. Oberling,⁶² B. D. O'Brien,⁴² Y. Obuchi,²⁴ J. O'Dell,¹³⁴ W. Ogaki,³⁷
 G. Oganessian,^{18, 19} J. J. Oh,⁵¹ K. Oh,¹⁹⁰ S. H. Oh,⁵¹ M. Ohashi,¹⁸⁴ N. Ohishi,⁴⁵ M. Ohkawa,¹⁶⁷ F. Ohme,^{10, 11}
 H. Ohta,³¹ M. A. Okada,¹⁶ Y. Okutani,¹⁹¹ K. Okutomi,¹⁸⁴ C. Olivetto,⁴¹ K. Oohara,¹⁸⁸ C. Ooi,³⁰ R. Oram,⁸
 B. O'Reilly,⁸ R. G. Ormiston,⁵⁸ N. D. Ormsby,⁷ L. F. Ortega,⁴² R. O'Shaughnessy,¹¹⁸ E. O'Shea,²¹⁹ S. Oshino,¹⁸⁴
 S. Ossokine,¹⁰⁰ C. Osthelder,¹ S. Otabe,²⁰⁷ D. J. Ottaway,⁷⁷ H. Overmier,⁸ A. E. Pace,¹⁴⁰ G. Pagano,^{21, 20}
 M. A. Page,⁸⁹ G. Pagliaroli,^{18, 19} A. Pai,⁹⁴ S. A. Pai,⁸⁰ J. R. Palamos,⁵⁵ O. Palashov,²⁰⁹ C. Palomba,⁴⁷ K. Pan,¹²³
 P. K. Panda,¹⁹⁸ H. Pang,¹²⁵ P. T. H. Pang,^{49, 116} C. Pankow,¹⁵ F. Pannarale,^{92, 47} B. C. Pant,⁸⁰ F. Paoletti,²⁰
 A. Paoli,⁴¹ A. Paolone,^{47, 247} A. Parisi,¹²² J. Park,²¹³ W. Parker,^{8, 235} D. Pascucci,⁴⁹ A. Pasqualetti,⁴¹
 R. Passaquieti,^{21, 20} D. Passuello,²⁰ M. Patel,⁷ B. Patricelli,^{41, 20} E. Payne,⁶ T. C. Pechsiri,⁴² M. Pedraza,¹
 M. Pegoraro,⁷² A. Pele,⁸ F. E. Peña Arellano,¹⁸⁴ S. Penn,²⁴⁸ A. Perego,^{174, 175} A. Pereira,²⁸ T. Pereira,²⁴⁹
 C. J. Perez,⁶² C. Périgois,⁴⁸ A. Perreca,^{174, 175} S. Perriès,¹²⁸ J. Petermann,¹⁴⁷ D. Petterson,¹ H. P. Pfeiffer,¹⁰⁰
 K. A. Pham,⁵⁸ K. S. Phukon,^{49, 227, 3} O. J. Piccinni,⁴⁷ M. Pichot,⁸⁷ M. Piendibene,^{21, 20} F. Piergiovanni,^{85, 86}
 L. Pierini,^{92, 47} V. Pierro,^{76, 91} G. Pillant,⁴¹ F. Pilo,²⁰ L. Pinard,¹⁵¹ I. M. Pinto,^{76, 91, 250, 251} B. J. Piotrkowski,²⁹
 K. Piotrkowski,⁹⁶ M. Pirello,⁶² M. Pitkin,²⁵² E. Placidi,^{92, 47} W. Plastino,^{230, 231} C. Pluchar,¹³³ R. Poggiani,^{21, 20}

E. Polini,⁴⁸ D. Y. T. Pong,¹⁰³ S. Ponrathnam,³ P. Popolizio,⁴¹ E. K. Porter,³⁶ J. Powell,²⁵³ M. Pracchia,⁴⁸ T. Pradier,¹⁵⁵ A. K. Prajapati,⁷⁴ K. Prasai,⁶⁸ R. Prasanna,¹⁹⁸ G. Pratten,¹⁴ T. Prestegard,²⁹ M. Principe,^{76,250,91} G. A. Prodi,^{254,175} L. Prokhorov,¹⁴ P. Proposito,^{113,114} L. Prudenzi,¹⁰⁰ A. Puecher,^{49,116} M. Punturo,⁶⁹ F. Puosi,^{20,21} P. Puppo,⁴⁷ M. Pürner,¹⁰⁰ H. Qi,¹⁷ V. Quetschke,¹⁴² P. J. Quinonez,³⁵ R. Quitzow-James,⁸¹ F. J. Raab,⁶² G. Raaijmakers,^{246,49} H. Radkins,⁶² N. Radulesco,⁸⁷ P. Raffai,¹⁴⁵ S. X. Rail,²²¹ S. Raja,⁸⁰ C. Rajan,⁸⁰ K. E. Ramirez,¹⁴² T. D. Ramirez,²⁵ A. Ramos-Buades,¹⁰⁰ J. Rana,¹⁴⁰ P. Rapagnani,^{92,47} U. D. Rapol,²⁵⁵ B. Ratto,³⁵ V. Raymond,¹⁷ N. Raza,¹⁷¹ M. Razzano,^{21,20} J. Read,²⁵ L. A. Rees,¹⁸² T. Regimbau,⁴⁸ L. Rei,⁷⁹ S. Reid,³² D. H. Reitze,^{1,42} P. Relton,¹⁷ P. Rettegno,^{256,52} F. Ricci,^{92,47} C. J. Richardson,³⁵ J. W. Richardson,¹ L. Richardson,¹³³ P. M. Ricker,²⁶ G. Riemenschneider,^{256,52} K. Riles,¹⁷⁷ M. Rizzo,¹⁵ N. A. Robertson,^{1,66} R. Robie,¹ F. Robinet,⁴⁰ A. Rocchi,¹¹⁴ J. A. Rocha,²⁵ S. Rodriguez,²⁵ R. D. Rodriguez-Soto,³⁵ L. Rolland,⁴⁸ J. G. Rollins,¹ V. J. Roma,⁵⁵ M. Romanelli,⁹³ R. Romano,^{4,5} C. L. Romel,⁶² A. Romero,²⁰⁶ I. M. Romero-Shaw,⁶ J. H. Romie,⁸ C. A. Rose,²⁹ D. Rosińska,⁹⁷ S. G. Rosofsky,²⁶ M. P. Ross,²²⁹ S. Rowan,⁶⁶ S. J. Rowlinson,¹⁴ Santosh Roy,³ Soumen Roy,²⁵⁷ D. Rozza,^{111,112} P. Ruggi,⁴¹ K. Ryan,⁶² S. Sachdev,¹⁴⁰ T. Sadecki,⁶² J. Sadiq,¹⁴⁸ N. Sago,²⁵⁸ S. Saito,²⁴ Y. Saito,¹⁸⁴ K. Sakai,²⁵⁹ Y. Sakai,¹⁸⁸ M. Sakellariadou,¹³¹ Y. Sakuno,¹²⁰ O. S. Salafia,^{61,60,59} L. Salconi,⁴¹ M. Saleem,²⁶⁰ F. Salemi,^{174,175} A. Samajdar,^{49,116} E. J. Sanchez,¹ J. H. Sanchez,²⁵ L. E. Sanchez,¹ N. Sanchis-Gual,²⁶¹ J. R. Sanders,²⁶² A. Sanuy,⁶³ T. R. Saravanan,³ N. Sarin,⁶ B. Sassolas,¹⁵¹ H. Satari,⁸⁹ S. Sato,²⁶³ T. Sato,¹⁶⁷ O. Sauter,^{42,48} R. L. Savage,⁶² V. Savant,³ T. Sawada,¹⁹⁵ D. Sawant,⁹⁴ H. L. Sawant,³ S. Sayah,¹⁵¹ D. Schaetzl,¹ M. Scheel,⁸⁸ J. Scheuer,¹⁵ A. Schindler-Tyka,⁴² P. Schmidt,¹⁴ R. Schnabel,¹⁴⁷ M. Schneewind,^{10,11} R. M. S. Schofield,⁵⁵ A. Schönbeck,¹⁴⁷ B. W. Schulte,^{10,11} B. F. Schutz,^{17,10} E. Schwartz,¹⁷ J. Scott,⁶⁶ S. M. Scott,⁹ M. Seglar-Arroyo,⁴⁸ E. Seidel,²⁶ T. Sekiguchi,³¹ Y. Sekiguchi,²⁶⁴ D. Sellers,⁸ A. S. Sengupta,²⁵⁷ N. Sennett,¹⁰⁰ D. Sentenac,⁴¹ E. G. Seo,¹⁰³ V. Sequino,^{27,5} Y. Setyawati,^{10,11} T. Shaffer,⁶² M. S. Shahriar,¹⁵ B. Shams,¹⁶³ L. Shao,¹⁹² S. Sharifi,² A. Sharma,^{18,19} P. Sharma,⁸⁰ P. Shawhan,⁹⁹ N. S. Shcheblanov,²²⁵ H. Shen,²⁶ S. Shibagaki,¹²⁰ M. Shikachi,³¹ R. Shimizu,²⁴ T. Shimoda,³⁰ K. Shimode,¹⁸⁴ R. Shink,²²¹ H. Shinkai,²⁶⁵ T. Shishido,⁴⁶ A. Shoda,²³ D. H. Shoemaker,⁶⁴ D. M. Shoemaker,²²³ K. Shukla,¹⁸⁶ S. ShyamSundar,⁸⁰ M. Sieniawska,⁹⁷ D. Sigg,⁶² L. P. Singer,¹⁰⁶ D. Singh,¹⁴⁰ N. Singh,⁹⁷ A. Singha,^{146,49} A. M. Sintes,¹³⁶ V. Sipala,^{111,112} V. Skliris,¹⁷ B. J. J. Slagmolen,⁹ T. J. Slaven-Blair,⁸⁹ J. Smetana,¹⁴ J. R. Smith,²⁵ R. J. E. Smith,⁶ S. N. Somala,²⁶⁶ K. Somiya,²⁰⁷ E. J. Son,⁵¹ K. Soni,³ S. Soni,² B. Sorazu,⁶⁶ V. Sordini,¹²⁸ F. Sorrentino,⁷⁹ N. Sorrentino,^{21,20} H. Sotani,²⁶⁷ R. Soulard,⁸⁷ T. Souradeep,^{255,3} E. Sowell,¹³⁹ V. Spagnuolo,^{146,49} A. P. Spencer,⁶⁶ M. Spera,^{71,72} A. K. Srivastava,⁷⁴ V. Srivastava,⁵⁶ K. Staats,¹⁵ C. Stachie,⁸⁷ D. A. Steer,³⁶ J. Steinlechner,^{146,49} S. Steinlechner,^{146,49} D. J. Stops,¹⁴ M. Stover,¹⁶⁴ K. A. Strain,⁶⁶ L. C. Strang,¹¹⁰ G. Stratta,^{268,86} A. Strunk,⁶² R. Sturani,²⁴⁹ A. L. Stuver,¹⁰² J. Südbeck,¹⁴⁷ S. Sudhagar,³ V. Sudhir,⁶⁴ R. Sugimoto,^{269,197} H. G. Suh,²⁹ T. Z. Summerscales,²⁷⁰ H. Sun,⁸⁹ L. Sun,^{9,1} S. Sunil,⁷⁴ A. Sur,⁷⁵ J. Suresh,^{31,37} P. J. Sutton,¹⁷ Takamasa Suzuki,¹⁶⁷ Toshikazu Suzuki,³⁷ B. L. Swinkels,⁴⁹ M. J. Szczepańczyk,⁴² P. Szweczyk,⁹⁷ M. Tacca,⁴⁹ H. Tagoshi,³⁷ S. C. Tait,⁶⁶ H. Takahashi,²⁷¹ R. Takahashi,²³ A. Takamori,³⁹ S. Takano,³⁰ H. Takeda,³⁰ M. Takeda,¹⁹⁵ C. Talbot,¹ H. Tanaka,²⁷² Kazuyuki Tanaka,¹⁹⁵ Kenta Tanaka,²⁷² Taiki Tanaka,³⁷ Takahiro Tanaka,²⁵⁸ A. J. Tanasijczuk,⁹⁶ S. Tanioka,^{23,46} D. B. Tanner,⁴² D. Tao,¹ A. Tapia,²⁵ E. N. Tapia San Martin,²³ E. N. Tapia San Martin,⁴⁹ J. D. Tasson,¹⁸⁵ S. Telada,²⁷³ R. Tenorio,¹³⁶ L. Terkowski,¹⁴⁷ M. Test,²⁹ M. P. Thirugnanasambandam,³ M. Thomas,⁸ P. Thomas,⁶² J. E. Thompson,¹⁷ S. R. Thondapu,⁸⁰ K. A. Thorne,⁸ E. Thrane,⁶ Shubhanshu Tiwari,¹⁵⁴ Srishti Tiwari,¹⁷² V. Tiwari,¹⁷ K. Toland,⁶⁶ A. E. Tolley,¹⁴⁹ T. Tomaru,²³ Y. Tomigami,¹⁹⁵ T. Tomura,¹⁸⁴ M. Tonelli,^{21,20} A. Torres-Forné,¹¹⁷ C. I. Torrie,¹ I. Tosta e Melo,^{111,112} D. Töyrä,⁹ A. Trapananti,^{234,69} F. Travasso,^{69,234} G. Traylor,⁸ M. C. Tringali,⁴¹ A. Tripathee,¹⁷⁷ L. Troiano,^{274,91} A. Trovato,³⁶ L. Trozzo,¹⁸⁴ R. J. Trudeau,¹ D. S. Tsai,¹¹⁹ D. Tsai,¹¹⁹ K. W. Tsang,^{49,275,116} T. Tsang,¹⁰³ J-S. Tsao,¹⁸⁹ M. Tse,⁶⁴ R. Tso,⁸⁸ K. Tsubono,³⁰ S. Tsuchida,¹⁹⁵ L. Tsukada,³¹ D. Tsuna,³¹ T. Tsutsui,³¹ T. Tsuzuki,²⁴ M. Turconi,⁸⁷ D. Tuyenbayev,¹²⁷ A. S. Ubhi,¹⁴ N. Uchikata,³⁷ T. Uchiyama,¹⁸⁴ R. P. Udall,^{101,1} A. Ueda,¹⁷⁹ T. Uehara,^{276,277} K. Ueno,³¹ G. Ueshima,²⁷¹ D. Ugolini,²⁷⁸ C. S. Unnikrishnan,¹⁷² F. Uraguchi,²⁴ A. L. Urban,² T. Ushiba,³⁷ S. A. Usman,¹²⁴ A. C. Utina,^{146,49} H. Vahlbruch,^{10,11} G. Vajente,¹ A. Vajpeyi,⁶ G. Valdes,² M. Valentini,^{174,175} V. Valsan,²⁹ N. van Bakel,⁴⁹ M. van Beuzekom,⁴⁹ J. F. J. van den Brand,^{146,98,49} C. Van Den Broeck,^{116,49} D. C. Vander-Hyde,⁵⁶ L. van der Schaaf,⁴⁹ J. V. van Heijningen,^{89,96} M. H. P. M. van Putten,²⁷⁹ N. van Remortel,¹⁹⁹ M. Vardaro,^{227,49} A. F. Vargas,¹¹⁰ V. Varma,⁸⁸ M. Vasúth,⁶⁷ A. Vecchio,¹⁴ G. Vedovato,⁷² J. Veitch,⁶⁶ P. J. Veitch,⁷⁷ K. Venkateswara,²²⁹ J. Venneberg,^{10,11} G. Venugopalan,¹ D. Verkindt,⁴⁸ Y. Verma,⁸⁰ D. Veske,⁴⁴ F. Vetrano,⁸⁵ A. Viceré,^{85,86} A. D. Viets,²³³ V. Villa-Ortega,¹⁴⁸ J.-Y. Vinet,⁸⁷ S. Vitale,⁶⁴ T. Vo,⁵⁶ H. Vocca,^{70,69} E. R. G. von Reis,⁶² C. Vorvick,⁶² S. P. Vyatchanin,⁸² L. E. Wade,¹⁶⁴ M. Wade,¹⁶⁴ K. J. Wagner,¹¹⁸ R. C. Walet,⁴⁹ M. Walker,⁷ G. S. Wallace,³² L. Wallace,¹ S. Walsh,²⁹ J. Wang,¹⁶⁸ J. Z. Wang,¹⁷⁷

W. H. Wang,¹⁴² R. L. Ward,⁹ J. Warner,⁶² M. Was,⁴⁸ T. Washimi,²³ N. Y. Washington,¹ J. Watchi,¹³⁷ B. Weaver,⁶² L. Wei,^{10,11} M. Weinert,^{10,11} A. J. Weinstein,¹ R. Weiss,⁶⁴ C. M. Weller,²²⁹ F. Wellmann,^{10,11} L. Wen,⁸⁹ P. Weßels,^{10,11} J. W. Westhouse,³⁵ K. Wette,⁹ J. T. Whelan,¹¹⁸ D. D. White,²⁵ B. F. Whiting,⁴² C. Whittle,⁶⁴ D. Wilken,^{10,11} D. Williams,⁶⁶ M. J. Williams,⁶⁶ A. R. Williamson,¹⁴⁹ J. L. Willis,¹ B. Willke,^{10,11} D. J. Wilson,¹³³ W. Winkler,^{10,11} C. C. Wipf,¹ T. Wlodarczyk,¹⁰⁰ G. Woan,⁶⁶ J. Woehler,^{10,11} J. K. Wofford,¹¹⁸ I. C. F. Wong,¹⁰³ J. Wrangel,^{10,11} C. Wu,¹²³ D. S. Wu,^{10,11} H. Wu,¹²³ S. Wu,¹²³ D. M. Wysocki,^{29,118} L. Xiao,¹ W-R. Xu,¹⁸⁹ T. Yamada,²⁷² H. Yamamoto,¹ Kazuhiro Yamamoto,¹⁸³ Kohei Yamamoto,²⁷² T. Yamamoto,¹⁸⁴ K. Yamashita,¹⁸³ R. Yamazaki,¹⁹¹ F. W. Yang,¹⁶³ L. Yang,¹⁵⁸ Yang Yang,⁴² Yi Yang,²⁸⁰ Z. Yang,⁵⁸ M. J. Yap,⁹ D. W. Yeeles,¹⁷ A. B. Yelikar,¹¹⁸ M. Ying,¹¹⁹ K. Yokogawa,¹⁹⁴ J. Yokoyama,^{31,30} T. Yokozawa,¹⁸⁴ A. Yoon,⁷ T. Yoshioka,¹⁹⁴ Hang Yu,⁸⁸ Haocun Yu,⁶⁴ H. Yuzurihara,³⁷ A. Zadrożny,²¹⁸ M. Zanolin,³⁵ S. Zeidler,²⁸¹ T. Zelenova,⁴¹ J.-P. Zendi,⁷² M. Zevin,¹⁵ M. Zhan,¹⁶⁸ H. Zhang,¹⁸⁹ J. Zhang,⁸⁹ L. Zhang,¹ R. Zhang,⁴² T. Zhang,¹⁴ C. Zhao,⁸⁹ G. Zhao,¹³⁷ Yue Zhao,¹⁶³ Yuhang Zhao,²³ Z. Zhou,¹⁵ X. J. Zhu,⁶ Z.-H. Zhu,¹⁰⁹ M. E. Zucker,^{1,64} and J. Zweizig¹

(The LIGO Scientific Collaboration, the Virgo Collaboration, and the KAGRA Collaboration)

¹LIGO Laboratory, California Institute of Technology, Pasadena, CA 91125, USA

²Louisiana State University, Baton Rouge, LA 70803, USA

³Inter-University Centre for Astronomy and Astrophysics, Pune 411007, India

⁴Dipartimento di Farmacia, Università di Salerno, I-84084 Fisciano, Salerno, Italy

⁵INFN, Sezione di Napoli, Complesso Universitario di Monte S. Angelo, I-80126 Napoli, Italy

⁶OzGrav, School of Physics & Astronomy, Monash University, Clayton 3800, Victoria, Australia

⁷Christopher Newport University, Newport News, VA 23606, USA

⁸LIGO Livingston Observatory, Livingston, LA 70754, USA

⁹OzGrav, Australian National University, Canberra, Australian Capital Territory 0200, Australia

¹⁰Max Planck Institute for Gravitational Physics (Albert Einstein Institute), D-30167 Hannover, Germany

¹¹Leibniz Universität Hannover, D-30167 Hannover, Germany

¹²University of Cambridge, Cambridge CB2 1TN, United Kingdom

¹³Theoretisch-Physikalisches Institut, Friedrich-Schiller-Universität Jena, D-07743 Jena, Germany

¹⁴University of Birmingham, Birmingham B15 2TT, United Kingdom

¹⁵Center for Interdisciplinary Exploration & Research in Astrophysics (CIERA),

Northwestern University, Evanston, IL 60208, USA

¹⁶Instituto Nacional de Pesquisas Espaciais, 12227-010 São José dos Campos, São Paulo, Brazil

¹⁷Gravity Exploration Institute, Cardiff University, Cardiff CF24 3AA, United Kingdom

¹⁸Gran Sasso Science Institute (GSSI), I-67100 L'Aquila, Italy

¹⁹INFN, Laboratori Nazionali del Gran Sasso, I-67100 Assergi, Italy

²⁰INFN, Sezione di Pisa, I-56127 Pisa, Italy

²¹Università di Pisa, I-56127 Pisa, Italy

²²International Centre for Theoretical Sciences, Tata Institute of Fundamental Research, Bengaluru 560089, India

²³Gravitational Wave Science Project, National Astronomical

Observatory of Japan (NAOJ), Mitaka City, Tokyo 181-8588, Japan

²⁴Advanced Technology Center, National Astronomical Observatory of Japan (NAOJ), Mitaka City, Tokyo 181-8588, Japan

²⁵California State University Fullerton, Fullerton, CA 92831, USA

²⁶NCSA, University of Illinois at Urbana-Champaign, Urbana, IL 61801, USA

²⁷Università di Napoli "Federico II", Complesso Universitario di Monte S. Angelo, I-80126 Napoli, Italy

²⁸Université de Lyon, Université Claude Bernard Lyon 1,

CNRS, Institut Lumière Matière, F-69622 Villeurbanne, France

²⁹University of Wisconsin-Milwaukee, Milwaukee, WI 53201, USA

³⁰Department of Physics, The University of Tokyo, Bunkyo-ku, Tokyo 113-0033, Japan

³¹Research Center for the Early Universe (RESCEU),

The University of Tokyo, Bunkyo-ku, Tokyo 113-0033, Japan

³²SUPA, University of Strathclyde, Glasgow G1 1XQ, United Kingdom

³³Dipartimento di Matematica e Informatica, Università di Udine, I-33100 Udine, Italy

³⁴INFN, Sezione di Trieste, I-34127 Trieste, Italy

³⁵Embry-Riddle Aeronautical University, Prescott, AZ 86301, USA

³⁶Université de Paris, CNRS, Astroparticule et Cosmologie, F-75006 Paris, France

³⁷Institute for Cosmic Ray Research (ICRR), KAGRA Observatory,

The University of Tokyo, Kashiwa City, Chiba 277-8582, Japan

³⁸Accelerator Laboratory, High Energy Accelerator Research Organization (KEK), Tsukuba City, Ibaraki 305-0801, Japan

³⁹Earthquake Research Institute, The University of Tokyo, Bunkyo-ku, Tokyo 113-0032, Japan

⁴⁰Université Paris-Saclay, CNRS/IN2P3, IJCLab, 91405 Orsay, France

⁴¹European Gravitational Observatory (EGO), I-56021 Cascina, Pisa, Italy

⁴²University of Florida, Gainesville, FL 32611, USA

⁴³Department of Mathematics and Physics, Hirosaki University, Hirosaki City, Aomori 036-8561, Japan

- ⁴⁴ *Columbia University, New York, NY 10027, USA*
- ⁴⁵ *Kamioka Branch, National Astronomical Observatory of Japan (NAOJ), Kamioka-cho, Hida City, Gifu 506-1205, Japan*
- ⁴⁶ *The Graduate University for Advanced Studies (SOKENDAI), Mitaka City, Tokyo 181-8588, Japan*
- ⁴⁷ *INFN, Sezione di Roma, I-00185 Roma, Italy*
- ⁴⁸ *Univ. Grenoble Alpes, Laboratoire d'Annecy de Physique des Particules (LAPP), Université Savoie Mont Blanc, CNRS/IN2P3, F-74941 Annecy, France*
- ⁴⁹ *Nikhef, Science Park 105, 1098 XG Amsterdam, Netherlands*
- ⁵⁰ *Korea Institute of Science and Technology Information (KISTI), Yuseong-gu, Daejeon 34141, Korea*
- ⁵¹ *National Institute for Mathematical Sciences, Daejeon 34047, South Korea*
- ⁵² *INFN Sezione di Torino, I-10125 Torino, Italy*
- ⁵³ *International College, Osaka University, Toyonaka City, Osaka 560-0043, Japan*
- ⁵⁴ *School of High Energy Accelerator Science, The Graduate University for Advanced Studies (SOKENDAI), Tsukuba City, Ibaraki 305-0801, Japan*
- ⁵⁵ *University of Oregon, Eugene, OR 97403, USA*
- ⁵⁶ *Syracuse University, Syracuse, NY 13244, USA*
- ⁵⁷ *Université de Liège, B-4000 Liège, Belgium*
- ⁵⁸ *University of Minnesota, Minneapolis, MN 55455, USA*
- ⁵⁹ *Università degli Studi di Milano-Bicocca, I-20126 Milano, Italy*
- ⁶⁰ *INFN, Sezione di Milano-Bicocca, I-20126 Milano, Italy*
- ⁶¹ *INAF, Osservatorio Astronomico di Brera sede di Merate, I-23807 Merate, Lecco, Italy*
- ⁶² *LIGO Hanford Observatory, Richland, WA 99352, USA*
- ⁶³ *Institut de Ciències del Cosmos, Universitat de Barcelona, C/ Martí i Franquès 1, Barcelona, 08028, Spain*
- ⁶⁴ *LIGO Laboratory, Massachusetts Institute of Technology, Cambridge, MA 02139, USA*
- ⁶⁵ *Dipartimento di Medicina, "Chirurgia e Odontoiatria Scuola Medica Salernitana", Università di Salerno, I-84081 Baronissi, Salerno, Italy*
- ⁶⁶ *SUPA, University of Glasgow, Glasgow G12 8QQ, United Kingdom*
- ⁶⁷ *Wigner RCP, RMKI, H-1121 Budapest, Konkoly Thege Miklós út 29-33, Hungary*
- ⁶⁸ *Stanford University, Stanford, CA 94305, USA*
- ⁶⁹ *INFN, Sezione di Perugia, I-06123 Perugia, Italy*
- ⁷⁰ *Università di Perugia, I-06123 Perugia, Italy*
- ⁷¹ *Università di Padova, Dipartimento di Fisica e Astronomia, I-35131 Padova, Italy*
- ⁷² *INFN, Sezione di Padova, I-35131 Padova, Italy*
- ⁷³ *Montana State University, Bozeman, MT 59717, USA*
- ⁷⁴ *Institute for Plasma Research, Bhat, Gandhinagar 382428, India*
- ⁷⁵ *Nicolaus Copernicus Astronomical Center, Polish Academy of Sciences, 00-716, Warsaw, Poland*
- ⁷⁶ *Dipartimento di Ingegneria, Università del Sannio, I-82100 Benevento, Italy*
- ⁷⁷ *OzGrav, University of Adelaide, Adelaide, South Australia 5005, Australia*
- ⁷⁸ *California State University, Los Angeles, 5151 State University Dr, Los Angeles, CA 90032, USA*
- ⁷⁹ *INFN, Sezione di Genova, I-16146 Genova, Italy*
- ⁸⁰ *RRCAT, Indore, Madhya Pradesh 452013, India*
- ⁸¹ *Missouri University of Science and Technology, Rolla, MO 65409, USA*
- ⁸² *Faculty of Physics, Lomonosov Moscow State University, Moscow 119991, Russia*
- ⁸³ *SUPA, University of the West of Scotland, Paisley PA1 2BE, United Kingdom*
- ⁸⁴ *Bar-Ilan University, Ramat Gan, 5290002, Israel*
- ⁸⁵ *Università degli Studi di Urbino "Carlo Bo", I-61029 Urbino, Italy*
- ⁸⁶ *INFN, Sezione di Firenze, I-50019 Sesto Fiorentino, Firenze, Italy*
- ⁸⁷ *Artemis, Université Côte d'Azur, Observatoire Côte d'Azur, CNRS, F-06304 Nice, France*
- ⁸⁸ *CaRT, California Institute of Technology, Pasadena, CA 91125, USA*
- ⁸⁹ *OzGrav, University of Western Australia, Crawley, Western Australia 6009, Australia*
- ⁹⁰ *Dipartimento di Fisica "E.R. Caianiello", Università di Salerno, I-84084 Fisciano, Salerno, Italy*
- ⁹¹ *INFN, Sezione di Napoli, Gruppo Collegato di Salerno, Complesso Universitario di Monte S. Angelo, I-80126 Napoli, Italy*
- ⁹² *Università di Roma "La Sapienza", I-00185 Roma, Italy*
- ⁹³ *Univ Rennes, CNRS, Institut FOTON - UMR6082, F-3500 Rennes, France*
- ⁹⁴ *Indian Institute of Technology Bombay, Powai, Mumbai 400 076, India*
- ⁹⁵ *Laboratoire Kastler Brossel, Sorbonne Université, CNRS, ENS-Université PSL, Collège de France, F-75005 Paris, France*
- ⁹⁶ *Université catholique de Louvain, B-1348 Louvain-la-Neuve, Belgium*
- ⁹⁷ *Astronomical Observatory Warsaw University, 00-478 Warsaw, Poland*
- ⁹⁸ *VU University Amsterdam, 1081 HV Amsterdam, Netherlands*
- ⁹⁹ *University of Maryland, College Park, MD 20742, USA*
- ¹⁰⁰ *Max Planck Institute for Gravitational Physics (Albert Einstein Institute), D-14476 Potsdam, Germany*
- ¹⁰¹ *School of Physics, Georgia Institute of Technology, Atlanta, GA 30332, USA*

- ¹⁰² Villanova University, 800 Lancaster Ave, Villanova, PA 19085, USA
- ¹⁰³ Faculty of Science, Department of Physics, The Chinese University of Hong Kong, Shatin, N.T., Hong Kong
- ¹⁰⁴ Stony Brook University, Stony Brook, NY 11794, USA
- ¹⁰⁵ Center for Computational Astrophysics, Flatiron Institute, New York, NY 10010, USA
- ¹⁰⁶ NASA Goddard Space Flight Center, Greenbelt, MD 20771, USA
- ¹⁰⁷ Dipartimento di Fisica, Università degli Studi di Genova, I-16146 Genova, Italy
- ¹⁰⁸ Tsinghua University, Beijing 100084, China
- ¹⁰⁹ Department of Astronomy, Beijing Normal University, Beijing 100875, China
- ¹¹⁰ OzGrav, University of Melbourne, Parkville, Victoria 3010, Australia
- ¹¹¹ Università degli Studi di Sassari, I-07100 Sassari, Italy
- ¹¹² INFN, Laboratori Nazionali del Sud, I-95125 Catania, Italy
- ¹¹³ Università di Roma Tor Vergata, I-00133 Roma, Italy
- ¹¹⁴ INFN, Sezione di Roma Tor Vergata, I-00133 Roma, Italy
- ¹¹⁵ University of Sannio at Benevento, I-82100 Benevento, Italy and INFN, Sezione di Napoli, I-80100 Napoli, Italy
- ¹¹⁶ Institute for Gravitational and Subatomic Physics (GRASP), Utrecht University, Princetonplein 1, 3584 CC Utrecht, Netherlands
- ¹¹⁷ Departamento de Astronomía y Astrofísica, Universitat de València, E-46100 Burjassot, València, Spain
- ¹¹⁸ Rochester Institute of Technology, Rochester, NY 14623, USA
- ¹¹⁹ National Tsing Hua University, Hsinchu City, 30013 Taiwan, Republic of China
- ¹²⁰ Department of Applied Physics, Fukuoka University, Jonan, Fukuoka City, Fukuoka 814-0180, Japan
- ¹²¹ OzGrav, Charles Sturt University, Wagga Wagga, New South Wales 2678, Australia
- ¹²² Department of Physics, Tamkang University, Danshui Dist., New Taipei City 25137, Taiwan
- ¹²³ Department of Physics and Institute of Astronomy, National Tsing Hua University, Hsinchu 30013, Taiwan
- ¹²⁴ University of Chicago, Chicago, IL 60637, USA
- ¹²⁵ Department of Physics, Center for High Energy and High Field Physics, National Central University, Zhongli District, Taoyuan City 32001, Taiwan
- ¹²⁶ Dipartimento di Ingegneria Industriale (DIIN), Università di Salerno, I-84084 Fisciano, Salerno, Italy
- ¹²⁷ Institute of Physics, Academia Sinica, Nankang, Taipei 11529, Taiwan
- ¹²⁸ Institut de Physique des 2 Infinis de Lyon (IP2I), CNRS/IN2P3, Université de Lyon, Université Claude Bernard Lyon 1, F-69622 Villeurbanne, France
- ¹²⁹ Seoul National University, Seoul 08826, South Korea
- ¹³⁰ Pusan National University, Busan 46241, South Korea
- ¹³¹ King's College London, University of London, London WC2R 2LS, United Kingdom
- ¹³² INAF, Osservatorio Astronomico di Padova, I-35122 Padova, Italy
- ¹³³ University of Arizona, Tucson, AZ 85721, USA
- ¹³⁴ Rutherford Appleton Laboratory, Didcot OX11 0DE, United Kingdom
- ¹³⁵ Université libre de Bruxelles, Avenue Franklin Roosevelt 50 - 1050 Bruxelles, Belgium
- ¹³⁶ Universitat de les Illes Balears, IAC3—IEEC, E-07122 Palma de Mallorca, Spain
- ¹³⁷ Université Libre de Bruxelles, Brussels 1050, Belgium
- ¹³⁸ Departamento de Matemáticas, Universitat de València, E-46100 Burjassot, València, Spain
- ¹³⁹ Texas Tech University, Lubbock, TX 79409, USA
- ¹⁴⁰ The Pennsylvania State University, University Park, PA 16802, USA
- ¹⁴¹ University of Rhode Island, Kingston, RI 02881, USA
- ¹⁴² The University of Texas Rio Grande Valley, Brownsville, TX 78520, USA
- ¹⁴³ Bellevue College, Bellevue, WA 98007, USA
- ¹⁴⁴ Scuola Normale Superiore, Piazza dei Cavalieri, 7 - 56126 Pisa, Italy
- ¹⁴⁵ MTA-ELTE Astrophysics Research Group, Institute of Physics, Eötvös University, Budapest 1117, Hungary
- ¹⁴⁶ Maastricht University, 6200 MD, Maastricht, Netherlands
- ¹⁴⁷ Universität Hamburg, D-22761 Hamburg, Germany
- ¹⁴⁸ IGFAE, Campus Sur, Universidade de Santiago de Compostela, 15782 Spain
- ¹⁴⁹ University of Portsmouth, Portsmouth, PO1 3FX, United Kingdom
- ¹⁵⁰ The University of Sheffield, Sheffield S10 2TN, United Kingdom
- ¹⁵¹ Laboratoire des Matériaux Avancés (LMA), Institut de Physique des 2 Infinis (IP2I) de Lyon, CNRS/IN2P3, Université de Lyon, Université Claude Bernard Lyon 1, F-69622 Villeurbanne, France
- ¹⁵² Dipartimento di Scienze Matematiche, Fisiche e Informatiche, Università di Parma, I-43124 Parma, Italy
- ¹⁵³ INFN, Sezione di Milano Bicocca, Gruppo Collegato di Parma, I-43124 Parma, Italy
- ¹⁵⁴ Physik-Institut, University of Zurich, Winterthurerstrasse 190, 8057 Zurich, Switzerland
- ¹⁵⁵ Université de Strasbourg, CNRS, IPHC UMR 7178, F-67000 Strasbourg, France
- ¹⁵⁶ West Virginia University, Morgantown, WV 26506, USA
- ¹⁵⁷ Montclair State University, Montclair, NJ 07043, USA
- ¹⁵⁸ Colorado State University, Fort Collins, CO 80523, USA

- ¹⁵⁹ *Institute for Nuclear Research, Hungarian Academy of Sciences, Bem t'er 18/c, H-4026 Debrecen, Hungary*
- ¹⁶⁰ *CNR-SPIN, c/o Università di Salerno, I-84084 Fisciano, Salerno, Italy*
- ¹⁶¹ *Scuola di Ingegneria, Università della Basilicata, I-85100 Potenza, Italy*
- ¹⁶² *Observatori Astronòmic, Universitat de València, E-46980 Paterna, València, Spain*
- ¹⁶³ *The University of Utah, Salt Lake City, UT 84112, USA*
- ¹⁶⁴ *Kenyon College, Gambier, OH 43022, USA*
- ¹⁶⁵ *Vrije Universiteit Amsterdam, 1081 HV, Amsterdam, Netherlands*
- ¹⁶⁶ *Department of Astronomy, The University of Tokyo, Mitaka City, Tokyo 181-8588, Japan*
- ¹⁶⁷ *Faculty of Engineering, Niigata University, Nishi-ku, Niigata City, Niigata 950-2181, Japan*
- ¹⁶⁸ *State Key Laboratory of Magnetic Resonance and Atomic and Molecular Physics, Innovation Academy for Precision Measurement Science and Technology (APM), Chinese Academy of Sciences, Xiao Hong Shan, Wuhan 430071, China*
- ¹⁶⁹ *University of Szeged, Dóm tér 9, Szeged 6720, Hungary*
- ¹⁷⁰ *Universiteit Gent, B-9000 Gent, Belgium*
- ¹⁷¹ *University of British Columbia, Vancouver, BC V6T 1Z4, Canada*
- ¹⁷² *Tata Institute of Fundamental Research, Mumbai 400005, India*
- ¹⁷³ *INAF, Osservatorio Astronomico di Capodimonte, I-80131 Napoli, Italy*
- ¹⁷⁴ *Università di Trento, Dipartimento di Fisica, I-38123 Povo, Trento, Italy*
- ¹⁷⁵ *INFN, Trento Institute for Fundamental Physics and Applications, I-38123 Povo, Trento, Italy*
- ¹⁷⁶ *The University of Mississippi, University, MS 38677, USA*
- ¹⁷⁷ *University of Michigan, Ann Arbor, MI 48109, USA*
- ¹⁷⁸ *Department of Physics, School of Natural Science, Ulsan National Institute of Science and Technology (UNIST), Ulsu-gun, Ulsan 44919, Korea*
- ¹⁷⁹ *Applied Research Laboratory, High Energy Accelerator Research Organization (KEK), Tsukuba City, Ibaraki 305-0801, Japan*
- ¹⁸⁰ *Dipartimento di Fisica, Università di Trieste, I-34127 Trieste, Italy*
- ¹⁸¹ *Shanghai Astronomical Observatory, Chinese Academy of Sciences, Shanghai 200030, China*
- ¹⁸² *American University, Washington, D.C. 20016, USA*
- ¹⁸³ *Faculty of Science, University of Toyama, Toyama City, Toyama 930-8555, Japan*
- ¹⁸⁴ *Institute for Cosmic Ray Research (ICRR), KAGRA Observatory, The University of Tokyo, Kamioka-cho, Hida City, Gifu 506-1205, Japan*
- ¹⁸⁵ *Carleton College, Northfield, MN 55057, USA*
- ¹⁸⁶ *University of California, Berkeley, CA 94720, USA*
- ¹⁸⁷ *College of Industrial Technology, Nihon University, Narashino City, Chiba 275-8575, Japan*
- ¹⁸⁸ *Graduate School of Science and Technology, Niigata University, Nishi-ku, Niigata City, Niigata 950-2181, Japan*
- ¹⁸⁹ *Department of Physics, National Taiwan Normal University, sec. 4, Taipei 116, Taiwan*
- ¹⁹⁰ *Astronomy & Space Science, Chungnam National University, Yuseong-gu, Daejeon 34134, Korea, Korea*
- ¹⁹¹ *Department of Physics and Mathematics, Aoyama Gakuin University, Sagami-hara City, Kanagawa 252-5258, Japan*
- ¹⁹² *Kavli Institute for Astronomy and Astrophysics, Peking University, Haidian District, Beijing 100871, China*
- ¹⁹³ *Yukawa Institute for Theoretical Physics (YITP), Kyoto University, Sakyo-ku, Kyoto City, Kyoto 606-8502, Japan*
- ¹⁹⁴ *Graduate School of Science and Engineering, University of Toyama, Toyama City, Toyama 930-8555, Japan*
- ¹⁹⁵ *Department of Physics, Graduate School of Science, Osaka City University, Sumiyoshi-ku, Osaka City, Osaka 558-8585, Japan*
- ¹⁹⁶ *Nambu Yoichiro Institute of Theoretical and Experimental Physics (NITEP), Osaka City University, Sumiyoshi-ku, Osaka City, Osaka 558-8585, Japan*
- ¹⁹⁷ *Institute of Space and Astronautical Science (JAXA), Chuo-ku, Sagami-hara City, Kanagawa 252-0222, Japan*
- ¹⁹⁸ *Directorate of Construction, Services & Estate Management, Mumbai 400094 India*
- ¹⁹⁹ *Universiteit Antwerpen, Prinsstraat 13, 2000 Antwerpen, Belgium*
- ²⁰⁰ *University of Białystok, 15-424 Białystok, Poland*
- ²⁰¹ *Department of Physics, Ewha Womans University, Seodaemun-gu, Seoul 03760, Korea*
- ²⁰² *National Astronomical Observatories, Chinese Academic of Sciences, Chaoyang District, Beijing, China*
- ²⁰³ *School of Astronomy and Space Science, University of Chinese Academy of Sciences, Chaoyang District, Beijing, China*
- ²⁰⁴ *University of Southampton, Southampton SO17 1BJ, United Kingdom*
- ²⁰⁵ *Institute for Cosmic Ray Research (ICRR), The University of Tokyo, Kashiwa City, Chiba 277-8582, Japan*
- ²⁰⁶ *Institut de Física d'Altes Energies (IFAE), Barcelona Institute of Science and Technology, and ICREA, E-08193 Barcelona, Spain*
- ²⁰⁷ *Graduate School of Science and Technology, Tokyo Institute of Technology, Meguro-ku, Tokyo 152-8551, Japan*
- ²⁰⁸ *University of Washington Bothell, Bothell, WA 98011, USA*
- ²⁰⁹ *Institute of Applied Physics, Nizhny Novgorod, 603950, Russia*
- ²¹⁰ *Ewha Womans University, Seoul 03760, South Korea*
- ²¹¹ *Inje University Gimhae, South Gyeongsang 50834, South Korea*
- ²¹² *Department of Physics, Myongji University, Yongin 17058, Korea*

- ²¹³*Korea Astronomy and Space Science Institute (KASI), Yuseong-gu, Daejeon 34055, Korea*
- ²¹⁴*Department of Physical Science, Hiroshima University, Higashihiroshima City, Hiroshima 903-0213, Japan*
- ²¹⁵*Bard College, 30 Campus Rd, Annandale-On-Hudson, NY 12504, USA*
- ²¹⁶*Institute for Cosmic Ray Research (ICRR), Research Center for Cosmic Neutrinos (RCCN), The University of Tokyo, Kamioka-cho, Hida City, Gifu 506-1205, Japan*
- ²¹⁷*Institute of Mathematics, Polish Academy of Sciences, 00656 Warsaw, Poland*
- ²¹⁸*National Center for Nuclear Research, 05-400 Świerk-Otwock, Poland*
- ²¹⁹*Cornell University, Ithaca, NY 14850, USA*
- ²²⁰*Institute for Advanced Research, Nagoya University, Furocho, Chikusa-ku, Nagoya City, Aichi 464-8602, Japan*
- ²²¹*Université de Montréal/Polytechnique, Montreal, Quebec H3T 1J4, Canada*
- ²²²*Laboratoire Lagrange, Université Côte d'Azur, Observatoire Côte d'Azur, CNRS, F-06304 Nice, France*
- ²²³*Department of Physics, University of Texas, Austin, TX 78712, USA*
- ²²⁴*Department of Physics, Hanyang University, Seoul 04763, Korea*
- ²²⁵*NAVIER, École des Ponts, Univ Gustave Eiffel, CNRS, Marne-la-Vallée, France*
- ²²⁶*National Center for High-performance computing, National Applied Research Laboratories, Hsinchu Science Park, Hsinchu City 30076, Taiwan*
- ²²⁷*Institute for High-Energy Physics, University of Amsterdam, Science Park 904, 1098 XH Amsterdam, Netherlands*
- ²²⁸*NASA Marshall Space Flight Center, Huntsville, AL 35811, USA*
- ²²⁹*University of Washington, Seattle, WA 98195, USA*
- ²³⁰*Dipartimento di Matematica e Fisica, Università degli Studi Roma Tre, I-00146 Roma, Italy*
- ²³¹*INFN, Sezione di Roma Tre, I-00146 Roma, Italy*
- ²³²*ESPCI, CNRS, F-75005 Paris, France*
- ²³³*Concordia University Wisconsin, Mequon, WI 53097, USA*
- ²³⁴*Università di Camerino, Dipartimento di Fisica, I-62032 Camerino, Italy*
- ²³⁵*Southern University and A&M College, Baton Rouge, LA 70813, USA*
- ²³⁶*Centre Scientifique de Monaco, 8 quai Antoine 1er, MC-98000, Monaco*
- ²³⁷*Institute for Photon Science and Technology, The University of Tokyo, Bunkyo-ku, Tokyo 113-8656, Japan*
- ²³⁸*Indian Institute of Technology Madras, Chennai 600036, India*
- ²³⁹*Saha Institute of Nuclear Physics, Bidhannagar, West Bengal 700064, India*
- ²⁴⁰*The Applied Electromagnetic Research Institute, National Institute of Information and Communications Technology (NICT), Koganei City, Tokyo 184-8795, Japan*
- ²⁴¹*Faculty of Law, Ryukoku University, Fushimi-ku, Kyoto City, Kyoto 612-8577, Japan*
- ²⁴²*Indian Institute of Science Education and Research, Kolkata, Mohanpur, West Bengal 741252, India*
- ²⁴³*Department of Astrophysics/IMAPP, Radboud University Nijmegen, P.O. Box 9010, 6500 GL Nijmegen, Netherlands*
- ²⁴⁴*Department of Physics, University of Notre Dame, Notre Dame, IN 46556, USA*
- ²⁴⁵*Department of Physics, National Tsing Hua University, Hsinchu 30013, Taiwan*
- ²⁴⁶*GRAPPA, Anton Pannekoek Institute for Astronomy and Institute for High-Energy Physics, University of Amsterdam, Science Park 904, 1098 XH Amsterdam, Netherlands*
- ²⁴⁷*Consiglio Nazionale delle Ricerche - Istituto dei Sistemi Complessi, Piazzale Aldo Moro 5, I-00185 Roma, Italy*
- ²⁴⁸*Hobart and William Smith Colleges, Geneva, NY 14456, USA*
- ²⁴⁹*International Institute of Physics, Universidade Federal do Rio Grande do Norte, Natal RN 59078-970, Brazil*
- ²⁵⁰*Museo Storico della Fisica e Centro Studi e Ricerche "Enrico Fermi", I-00184 Roma, Italy*
- ²⁵¹*Department of Engineering, University of Sannio, Benevento 82100, Italy*
- ²⁵²*Lancaster University, Lancaster LA1 4YW, United Kingdom*
- ²⁵³*OzGrav, Swinburne University of Technology, Hawthorn VIC 3122, Australia*
- ²⁵⁴*Università di Trento, Dipartimento di Matematica, I-38123 Povo, Trento, Italy*
- ²⁵⁵*Indian Institute of Science Education and Research, Pune, Maharashtra 411008, India*
- ²⁵⁶*Dipartimento di Fisica, Università degli Studi di Torino, I-10125 Torino, Italy*
- ²⁵⁷*Indian Institute of Technology, Palaj, Gandhinagar, Gujarat 382355, India*
- ²⁵⁸*Department of Physics, Kyoto University, Sakyou-ku, Kyoto City, Kyoto 606-8502, Japan*
- ²⁵⁹*Department of Electronic Control Engineering, National Institute of Technology, Nagaoka College, Nagaoka City, Nūgata 940-8532, Japan*
- ²⁶⁰*Chennai Mathematical Institute, Chennai 603103, India*
- ²⁶¹*Centro de Astrofísica e Gravitação (CENTRA), Departamento de Física, Instituto Superior Técnico, Universidade de Lisboa, 1049-001 Lisboa, Portugal*
- ²⁶²*Marquette University, 11420 W. Clybourn St., Milwaukee, WI 53233, USA*
- ²⁶³*Graduate School of Science and Engineering, Hosei University, Koganei City, Tokyo 184-8584, Japan*
- ²⁶⁴*Faculty of Science, Toho University, Funabashi City, Chiba 274-8510, Japan*

- ²⁶⁵ Faculty of Information Science and Technology,
Osaka Institute of Technology, Hirakata City, Osaka 573-0196, Japan
- ²⁶⁶ Indian Institute of Technology Hyderabad, Sangareddy, Khandi, Telangana 502285, India
- ²⁶⁷ iTHEMS (Interdisciplinary Theoretical and Mathematical Sciences Program),
The Institute of Physical and Chemical Research (RIKEN), Wako, Saitama 351-0198, Japan
- ²⁶⁸ INAF, Osservatorio di Astrofisica e Scienza dello Spazio, I-40129 Bologna, Italy
- ²⁶⁹ Department of Space and Astronautical Science,
The Graduate University for Advanced Studies (SOKENDAI), Sagamihara, Kanagawa 252-5210, Japan
- ²⁷⁰ Andrews University, Berrien Springs, MI 49104, USA
- ²⁷¹ Department of Information and Management Systems Engineering,
Nagaoka University of Technology, Nagaoka City, Niigata 940-2188, Japan
- ²⁷² Institute for Cosmic Ray Research (ICRR), Research Center for Cosmic Neutrinos (RCCN),
The University of Tokyo, Kashiwa City, Chiba 277-8582, Japan
- ²⁷³ National Metrology Institute of Japan, National Institute of Advanced
Industrial Science and Technology, Tsukuba City, Ibaraki 305-8568, Japan
- ²⁷⁴ Dipartimento di Scienze Aziendali - Management and Innovation Systems (DISA-MIS),
Università di Salerno, I-84084 Fisciano, Salerno, Italy
- ²⁷⁵ Van Swinderen Institute for Particle Physics and Gravity,
University of Groningen, Nijenborgh 4, 9747 AG Groningen, Netherlands
- ²⁷⁶ Department of Communications Engineering, National Defense
Academy of Japan, Yokosuka City, Kanagawa 239-8686, Japan
- ²⁷⁷ Department of Physics, University of Florida, Gainesville, FL 32611, USA
- ²⁷⁸ Trinity University, San Antonio, TX 78212, USA
- ²⁷⁹ Department of Physics and Astronomy, Sejong University, Gwangjin-gu, Seoul 143-747, Korea
- ²⁸⁰ Department of Electrophysics, National Chiao Tung University, Hsinchu, Taiwan
- ²⁸¹ Department of Physics, Rikkyo University, Toshima-ku, Tokyo 171-8501, Japan
- (compiled February 1, 2021)

^a Deceased, August 2020.