

# **Adventist Human Subject Researcher's Association Conference**

Annual Meeting

May 16, 2019

Oakwood University, Hunstville, Alabama

# Church Size and Member Characteristics, Commitment, and Satisfaction

Petr Cincala PhD, MDiv, MSW  
Andrews University

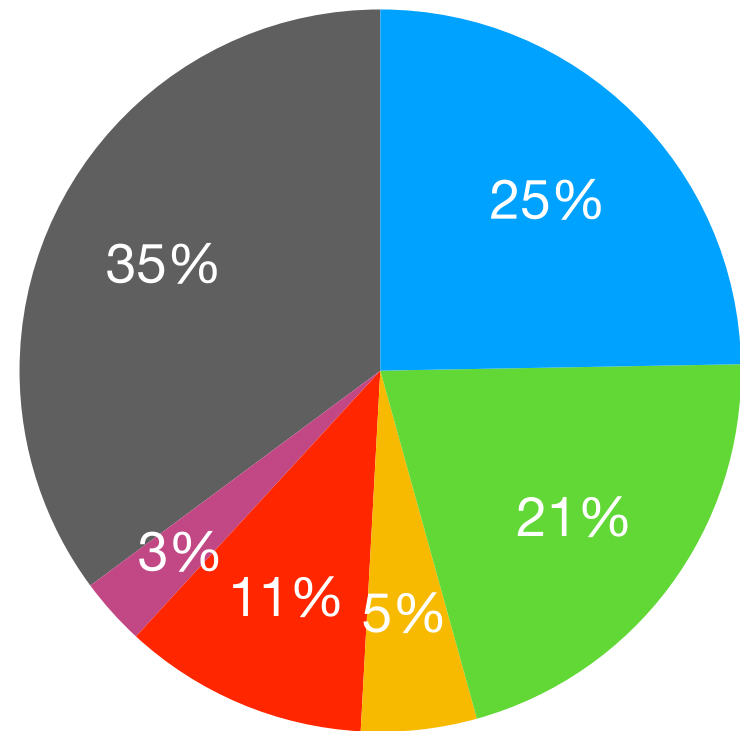
Rene D. Drumm PhD, MSW  
University of Southern Mississippi



INSTITUTE  
*of* CHURCH  
MINISTRY

# Global Church Member Survey 2017

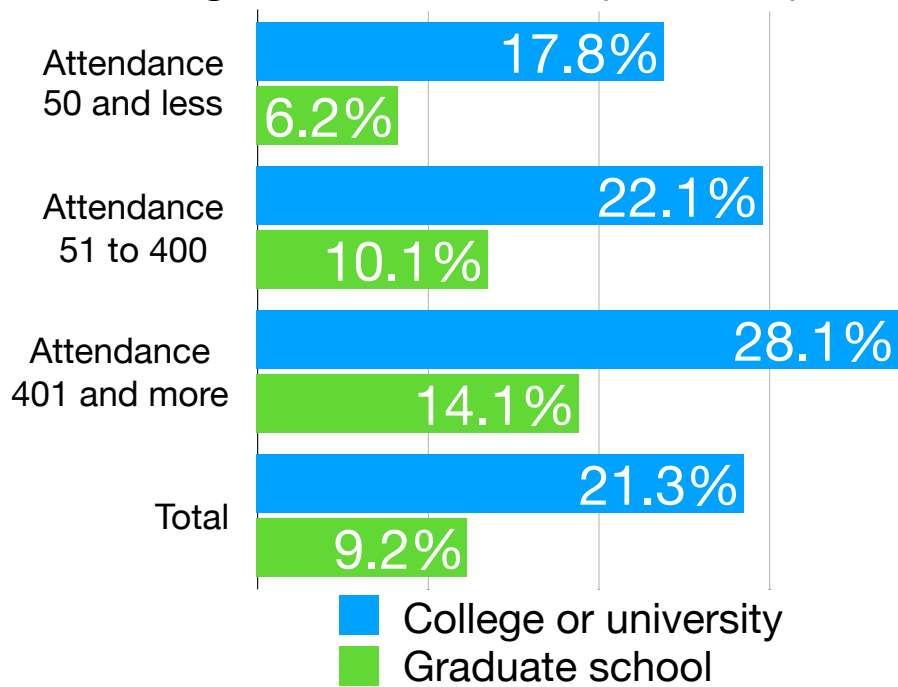
- Denominational study
- 63,756 surveys
- Stratified random sampling
- Church size categories:
  - Small (50 and less)
  - Midsize (51 to 400)
  - Large (401 and more)



● Africa ● Asia ● Australia ● Europe ● North America ● Latin America

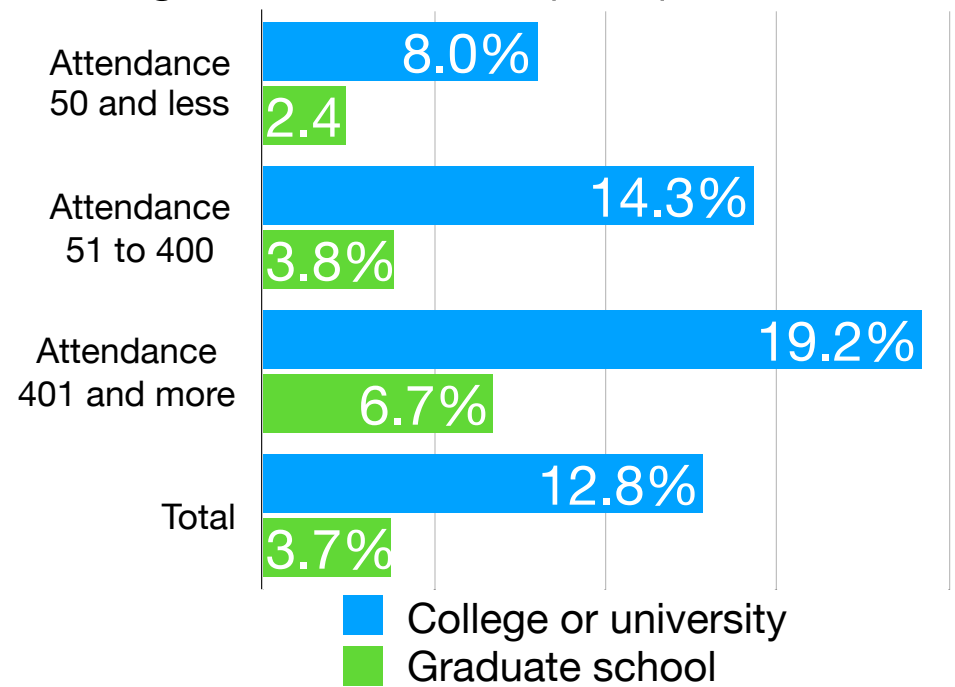
# Congregational Differences by Church Size

● Highest education (General)



$\chi^2 = 1916.363, p = .000, N = 59018$

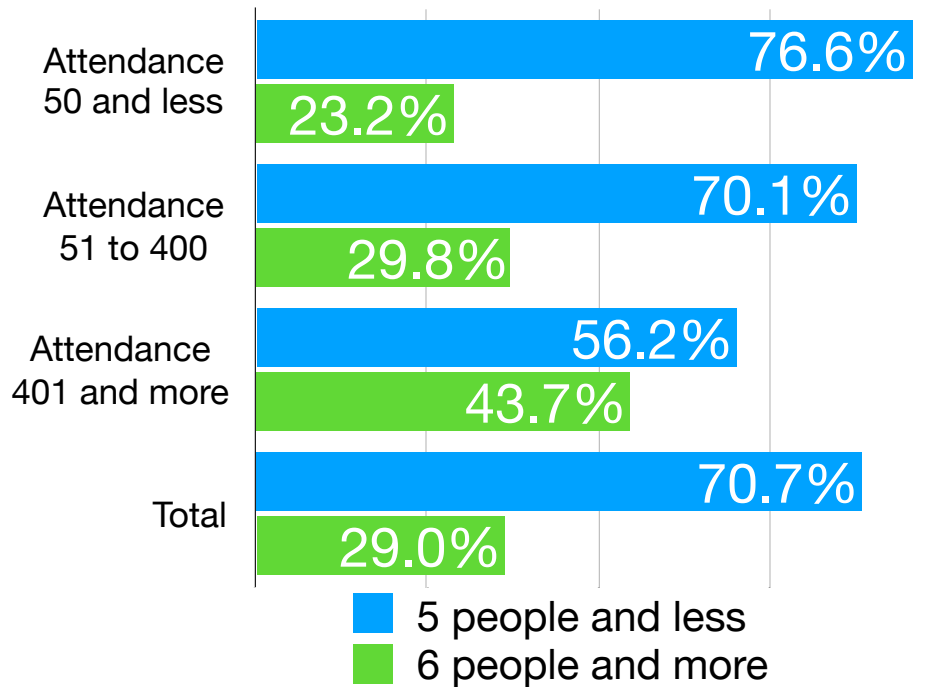
● Highest education (SDA)



$\chi^2 = 692.941, 255.337, p = .000, N = 58492$

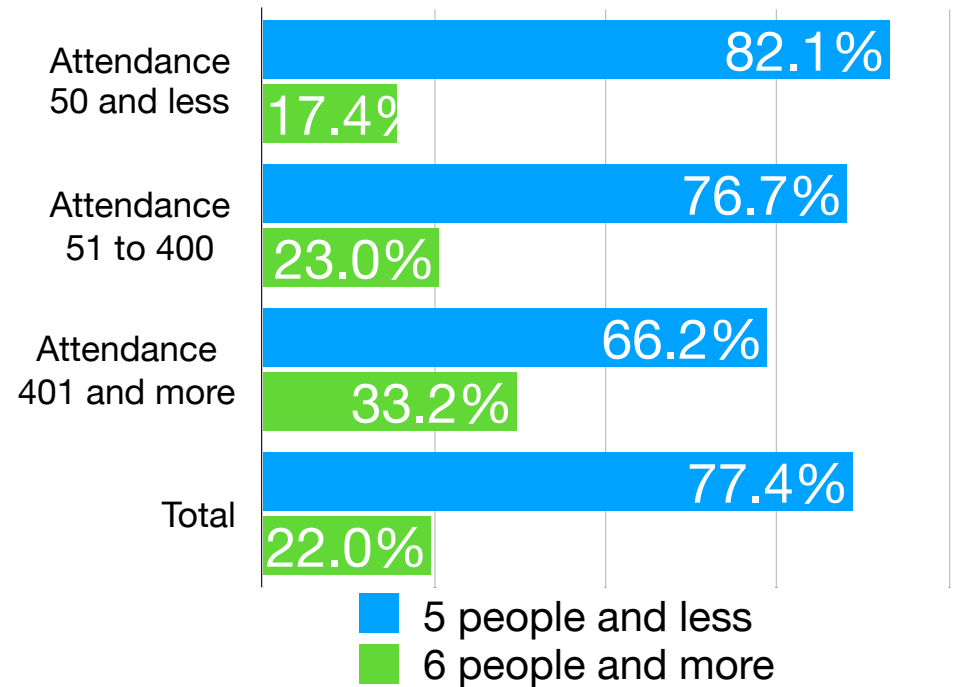
# Congregational Differences by Church Size

## ● Household size



$\chi^2 = 1294.225, p = .000, N = 58964$

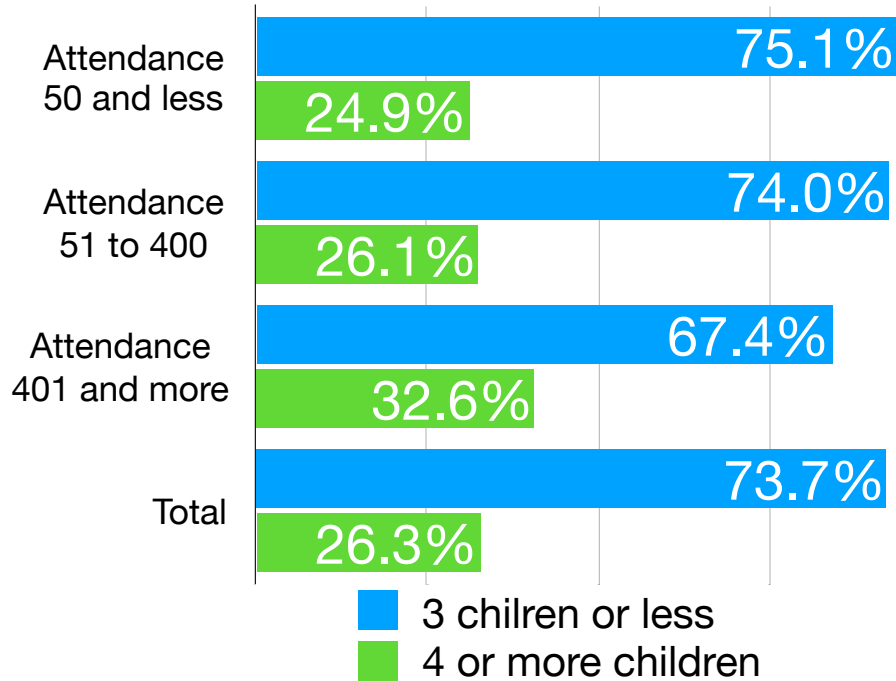
## ● Household Sabbath observance



$\chi^2 = 1155.820, p = .000, N = 58626$

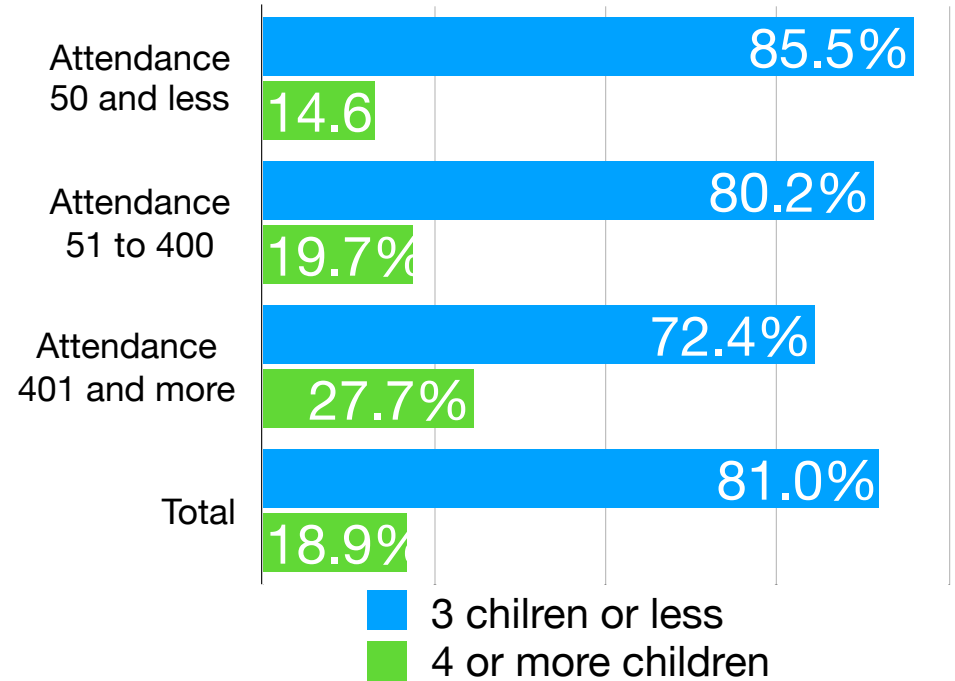
# Congregational Differences by Church Size

## ● Living children



$\chi^2 = 108.746, p = .000, N = 39007$

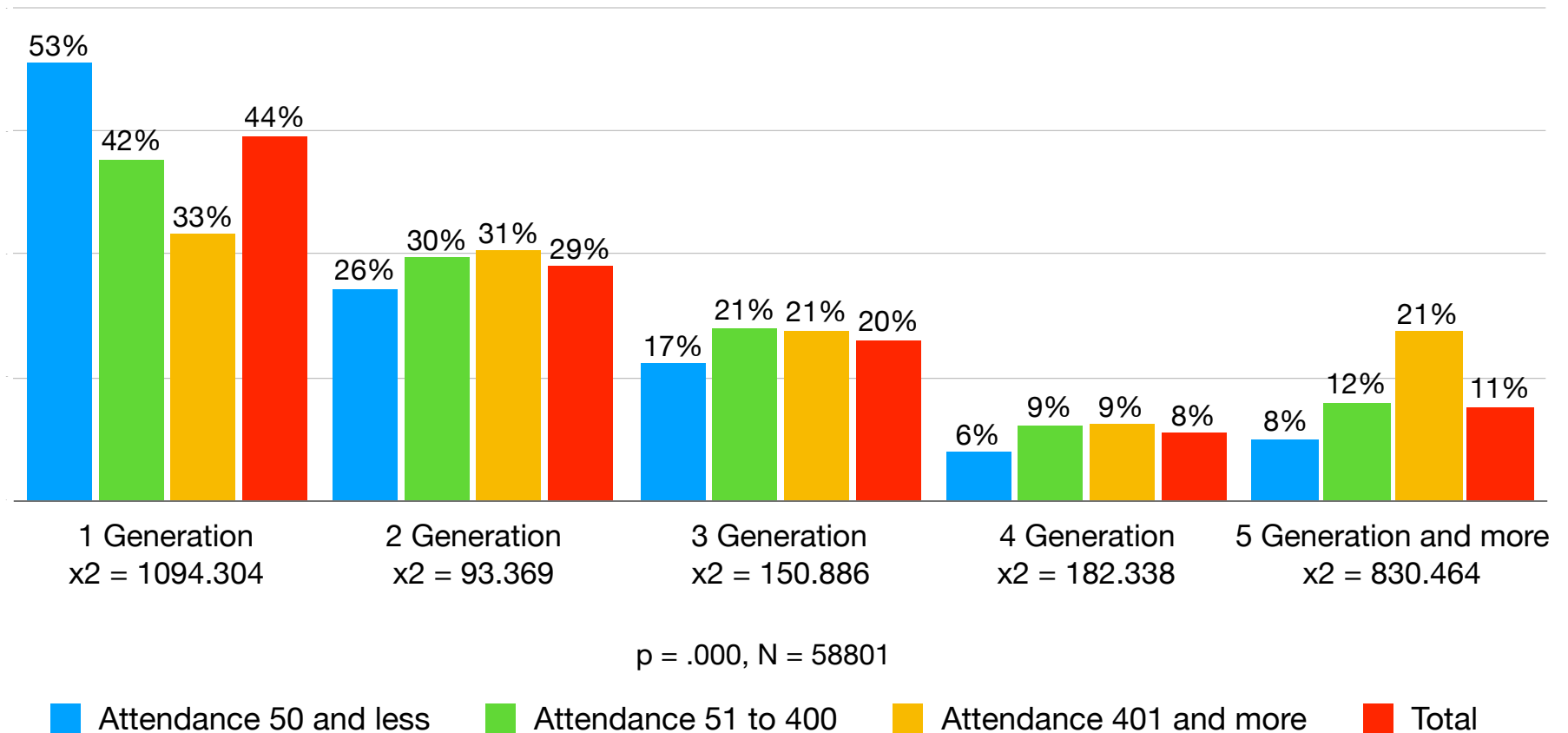
## ● SDA children



$\chi^2 = 355.282, p = .000, N = 32703$

# Congregational Differences by Church Size

Family history in the SDA Church



# Congregational Differences by Church Size

Likelihood of continuing SDA membership

	<b>Very Unlikely/ Somewhat Unlikely</b>	<b>Neutral</b>	<b>Somewhat Likely/Very Likely</b>
<b>Attendance 50 and less</b>	4.6%	3.7%	91.7%
<b>Attendance 51 to 400</b>	3.3%	4.2%	92.6%
<b>Attendance 401 and more</b>	2.5%	2.3%	95.2%
<b>Total</b>	<b>3.6%</b>	<b>3.8%</b>	<b>92.6%</b>

$\chi^2 = 213.795, p = .000, N = 56010$



# Congregational Differences by Church Size

Religious routines - Agree/Strongly Agree				
	Attendance 50 and less	Attendance 51 to 400	Attendance 401 and more	Total
<b>Praying before meals was a habitual practice in my family</b>	59.3%	69.3%	78.5%	67.0%
	$\chi^2 = 1188.400, p = .000, N = 54959$			
<b>Having morning or evening worship with one more parents was a habitual practice in my family</b>	41.8%	50.4%	57.4%	48.4%
	$\chi^2 = 956.808, p = .000, N = 54123$			
<b>One or both of my parents or guardians attended church regularly</b>	58.3%	68.7%	75.7%	66.1%
	$\chi^2 = 1124.145, p = .000, N = 54420$			
<b>Adventist education was an important factor in family</b>	46.4%	55.2%	62.8%	53.2%
	$\chi^2 = 1007.124, p = .000, N = 53912$			

# Congregational Differences by Church Size

## Religious routines - More than Once a Week/Daily or More than Once a Day

	Attendance 50 and less	Attendance 51 to 400	Attendance 401 and more	Total
<b>Have morning or evening worship with members of my family</b>	50.0%	54.7%	58.7%	53.6%
	$\chi^2 = 258.970, p = .000, N = 55195$			
<b>Listen to an Adventist radio broadcast</b>	25.4%	30.0%	33.9%	28.9%
	$\chi^2 = 514.605, p = .000, N = 54813$			
<b>Use a mobile device like a cell phone or tablet for Bible study or personal devotions</b>	36.7%	42.5%	44.7%	40.8%
	$\chi^2 = 487.893, p = .000, N = 54759$			

# Congregational Differences by Church Size

## Behavior - More than Once a Week

	Attendance 50 and less	Attendance 51 to 400	Attendance 401 and more	Total
<b>Helped with a church ministry during the week</b>	9.2%	10.3%	12.4%	10.1%
$\chi^2 = 111.585, p = .000, N = 53343$				
<b>Ate with members of the church other than my family</b>	8.3%	9.0%	11.1%	9.0%
$\chi^2 = 144.491, p = .000, N = 55147$				

## Behavior - Sometimes/Often/Often

<b>I give a significant amount of money to help other people.</b>	41.9%	44.1%	54.9%	44.5%
$\chi^2 = 466.479, p = .000, N = 54639$				
<b>I help others with their religious questions and struggles.</b>	62.5%	62.9%	70.8%	63.6%
$\chi^2 = 277.7431, p = .000, N = 55608$				

# Congregational Differences by Church Size

Religious beliefs - Strongly Agree				
	Attendance 50 and less	Attendance 51 to 400	Attendance 401 and more	Total
<b>The Seventh-day Adventist Fundamental Beliefs as a whole reflect the loving and gracious character of God.</b>	63.0%	64.8%	68.5%	64.6%
	$\chi^2 = 87.949, p = .000, N = 54782$			
<b>I believe God created the universe.</b>	79.1%	79.3%	83.8%	79.7%
	$\chi^2 = 122.6648, p = .000, N = 55214$			
<b>All believers are called by God to serve each other without distinction of race, culture, education, nationality, gender,</b>	67.5%	68.4%	72.4%	68.5%
	$\chi^2 = 73.637, p = .000, N = 54886$			
<b>My body is the temple of the Holy Spirit.</b>	72.7%	74.5%	78.6%	74.3%
	$\chi^2 = 92.269, p = .000, N = 55091$			

# Congregational Differences by Church Size

## Religious beliefs - Strongly Agree

	Attendance 50 and less	Attendance 51 to 400	Attendance 401 and more	Total
<b>The true Sabbath is the seventh day (Saturday).</b>	82.2%	83.1%	86.4%	83.2%
	$\chi^2 = 111.574, p = .000, N = 55374$			
<b>God wants me to take care of my body by avoiding alcohol, drugs, and tobacco.</b>	76.2%	77.3%	82.0%	77.4%
	$\chi^2 = 103.386, p = .000, N = 55397$			
<b>The soul is a separate, spiritual part of a person and lives on after death.</b>	16.2%	18.3%	26.1%	18.4%
	$\chi^2 = 454.276, p = .000, N = 54303$			

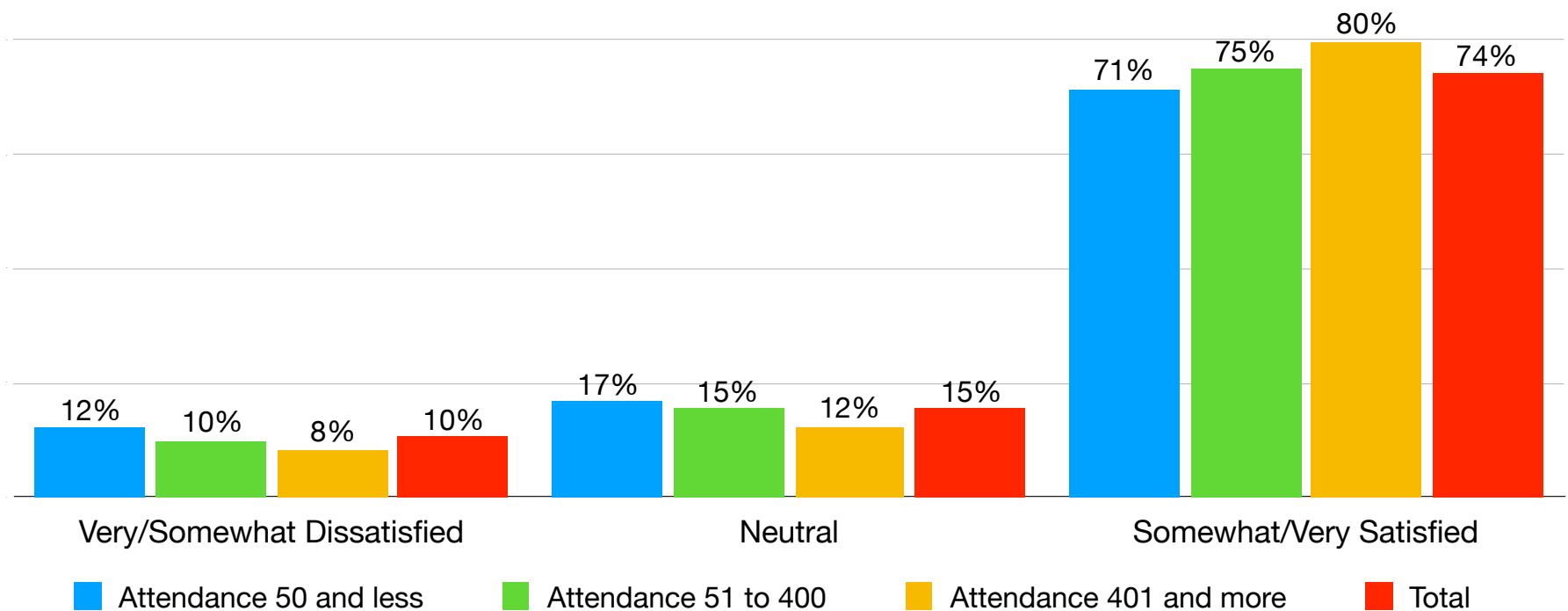
# Congregational Differences by Church Size

## Religious beliefs - Strongly Agree

	Attendance 50 and less	Attendance 51 to 400	Attendance 401 and more	Total
<b>In order to reach people for Christ, we need to get to know them and their needs before we preach the Gospel to them.</b>	51.6%	52.5%	56.0%	52.6%
	$\chi^2 = 44.649, p = .000, N = 54550$			
<b>The most effective method for reaching people for Christ is to mingle with them, meet their needs, win their confidence, and then bid them to follow Christ.</b>	61.3%	63.0%	66.7%	62.8%
	$\chi^2 = 134.861, p = .000, N = 55252$			
<b>My local church offers training on Christ's method of evangelism</b>	23.0%	24.6%	28.1%	24.4%
	$\chi^2 = 296.801, p = .000, N = 55314$			

# Larger Churches More Satisfied...

Overall Satisfaction with Local Church



$\chi^2 = 366.614, p = .000, N = 55867$

# Larger Churches More Satisfied...

## Agree/Strongly Agree about Local Church

	Attendance 50 and less	Attendance 51 to 400	Attendance 401 and more	Total
<b>I feel proud of my church and its role and reputation in my community</b>	76.8%	80.2%	84.4%	79.5%
	x <sup>2</sup> = 221.247, p = .000, N = 56273			
<b>My local church offers training on nurture and discipling of church</b>	59.4%	66.6%	71.9%	65.0%
	x <sup>2</sup> = 592.406, p = .000, N = 54869			
<b>My local church has the ability to communicate across cultures, clans, tribes, and religions</b>	55.9%	59.9%	70.7%	59.8%
	x <sup>2</sup> = 594.410, p = .000, N = 54746			
<b>Youth and young adults are actively involved in carrying out the mission of my local church</b>	61.6%	70.9%	80.5%	68.9%
	x <sup>2</sup> = 1076.310, p = .000, N = 55800			



# Larger Churches Less Satisfied...

Involvement Needs to Increase Greatly				
	Attendance 50 and less	Attendance 51 to 400	Attendance 401 and more	Total
<b>Overall evangelistic outreach by my church in the local community</b>	32.7%	31.3%	38.2%	32.5%
	$\chi^2 = 329.307, p = .000, N = 55252$			
<b>My involvement in evangelistic outreach by my church to the local community</b>	30.2%	30.0%	37.0%	30.8%
	$\chi^2 = 275.004, p = .000, N = 54777$			
<b>Overall efforts by my church to meet the needs of my local community</b>	29.1%	29.5%	36.4%	30.1%
	$\chi^2 = 237.444, p = .000, N = 54431$			
<b>Overall caring for and nurturing members by my church</b>	28.5%	29.6%	39.6%	30.3%
	$\chi^2 = 452.874, p = .000, N = 54444$			

# Larger Churches Less Satisfied...

## Involvement - Needs to Increase Greatly

	Attendance 50 and less	Attendance 51 to 400	Attendance 401 and more	Total
<b>Overall reclaiming of former members by my church</b>	39.1%	39.7%	46.2%	40.2%
	x2 = 186.696, p = .000, N = 54060			
<b>My involvement in reclaiming of former church members</b>	36.9%	37.2%	43.1%	37.7%
	x2 = 172.539, p = .000, N = 53754			
<b>Support by my church for a local Seventh-day Adventist school</b>	28.6%	30.6%	36.9%	30.7%
	x2 = 1378.956, p = .000, N = 53338			

# Congregants in Larger Churches

- Are more highly educated congregants
- Have engaged in more SDA education
- Have larger families or number of people in household and larger number of those who keep Sabbath
- More often report that they are more likely to continue SDA membership (while statistically significant the percentages show only small differences)
- Engage in more religious routines (worship, radio, bible study)
- Engage more frequently with ministries (giving and helping) and with other church members
- Report stronger levels of agreement with SDA fundamental beliefs
- Are more satisfied with their local church
- Are not satisfied with the status quo. They want their church to do better and grow more.